



Dialight® LED Reliant™ High Bay - CE

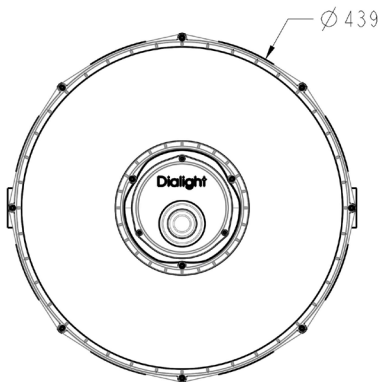
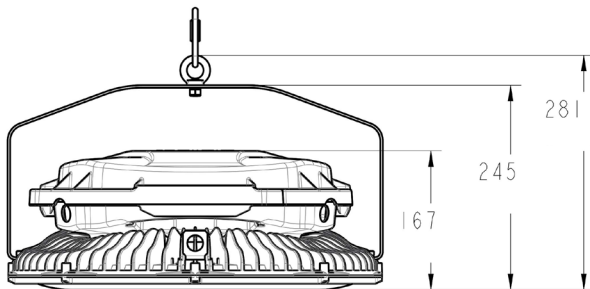
Technical Specification Sheet - EMEA

Reliant™ LED High Bay 100-277 VAC



Certifications & Ratings

- 10 year warranty
- CE / ENEC
- IP66
- IK10 (polycarbonate) / IK07 (glass)
- L70 rated for >100,000 hours @ 55°C
- L90 rated for >100,000 hours @ 25°C



Dimensions in mm

Mechanical Information:

Fixture weight:	9.3 kg
Shipping weight:	12 kg
Box dimensions:	515 x 515 x 350mm

Mounting:

Mounting:	304 stainless steel mounting bracket
-----------	--------------------------------------

Electrical Specifications:

Operating voltage:	100-277 VAC 50/60Hz
Operating temperature:	-40°C to +55°C
Total system power consumption:	See ordering table
EMC:	EN 55015 IEC 61000-3-3 IEC 61547 IEC 61000-4-2 IEC 61000-4-3 IEC 61000-4-6 IEC 61000-4-8 IEC 61000-4-11
Transient protection:	6kV/3kA combination wave, as per IEEE C62.41, line-line and line-ground IEC 61000-4-5 IEC 61000-4-4
THD:	IEC 55015 <20% @ 100-277 VAC
Harmonics:	IEC 61000-3-2, Class C
Power factor:	>0.9 @ 100-277 VAC
Flicker:	IEC 61000-3-3
Dimming:	DALI 1.0 and 2.0 - 100-5% 0-10 VDC continuous dimming - 100-5% Wireless dimming via optional Dialight IntelliLED controls - 100-5%
Cable entry:	(3) M20
Terminals:	5 position, 0.5-4 mm ²
Materials:	
Housing:	Polycarbonate (upper) Aluminium (lower)
Lens:	Polycarbonate Glass and acrylic options also available
Hardware:	304 stainless steel
Hook:	304 stainless steel
Fixture finish:	Superior dual coat finish - sealed polyester topcoat - epoxy primer

Gaskets:

Light engine:	Santoprene
Wiring box:	EPDM

Photometric Information:

CRI:	80
CCT:	5000K (cool white) 4000K (neutral white) options available consult factory

All values typical unless otherwise stated (tolerance +/- 10%)

WARNING - INSTALLATION & SECONDARY RETENTION. Use of any Dialight products without proper installation (including secondary retention / netting) and periodic inspections could cause severe injury or death. Dialight recommends that all installations should use secondary retention / netting (appropriate to the installation environment) where applicable. It is the exclusive responsibility of the contractor, installer and/or end-user to: (a) determine the suitability of the product for its intended application; and, (b) ensure that the product is safely installed (with secondary retention / netting where appropriate) and in compliance with all applicable laws and regulations. To the extent permissible under applicable laws, Dialight disclaims all liability for personal injury and/or other damage resulting from any dislodgment or other dislocation of its products.

Ordering Information

Reliant™ LED High Bay - 100-277 VAC



Part Number	Fixture Lumen	Wattage	lm/W	CCT	Lens	Beam Distribution	Controls
DALI Models							
RRE-4MC2-JDHN-NGN	33,800	232	146	5000K (cool white)	Polycarbonate Clear	Medium	DALI
RRE-4AC2-JDHN-NGN	33,800	232	146			Aisle	
RRE-4MC2-GDHN-NGN	28,200	191	148			Medium	
RRE-4AC2-GDHN-NGN	28,200	191	148			Aisle	
RRE-4MC2-EDHN-NGN	22,800	159	143			Medium	
RRE-4AC2-EDHN-NGN	22,800	159	143			Aisle	
RRE-4MC2-CDHN-NGN	16,900	114	148			Medium	
RRE-4AC2-CDHN-NGN	16,900	114	148			Aisle	
RRE-4MC2-BDHN-NGN	13,400	91	147			Medium	
RRE-4AC2-BDHN-NGN	13,400	91	147			Aisle	
RRE-4MC2-ADHN-NGN	10,600	71	149			Medium	
RRE-4AC2-ADHN-NGN	10,600	71	149			Aisle	

All values typical unless otherwise stated (tolerance +/- 10%).

Models available up to 160 lm/W with acrylic or glass lens. Please contact a Dialight sales representative.

Standard hardware options: bracket with hook.

Standby power draw < 1 watt

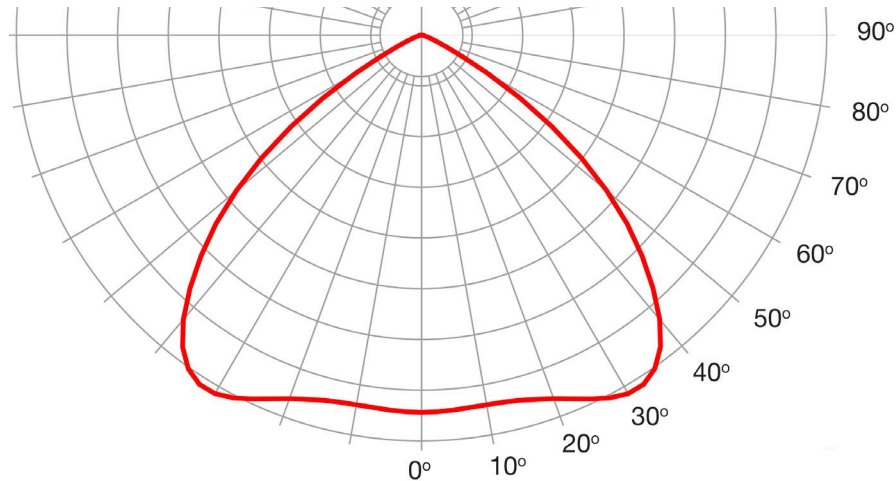
For additional controls options including occupancy sensor and IntelliLED wireless controls, contact a Dialight sales representative or see spec sheet.

Accessory part numbers available on page 7

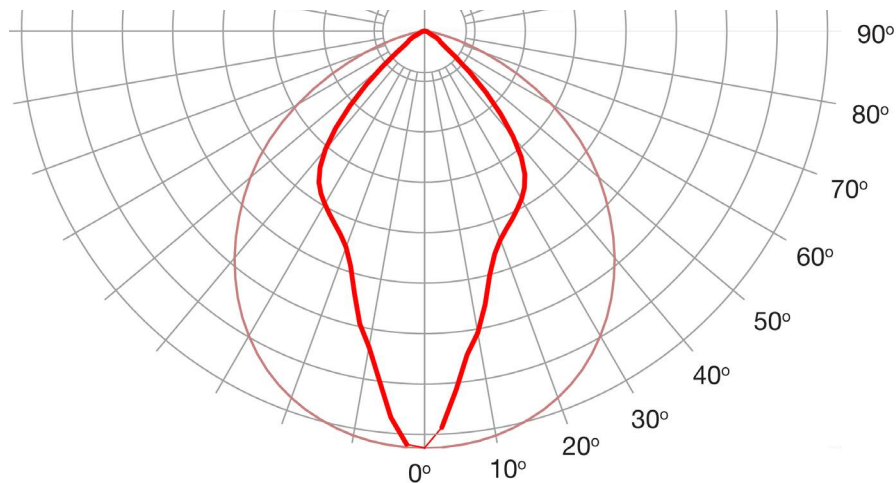
DALI models are also compatible with 0-10V dimming

Beam Distribution

Medium



Aisle



Inrush Current / Circuit Breakers

Wattage	Inrush current @ input voltage			Approximate time duration (T50) of inrush current			Maximum number of lights per breaker (@230VAC)		
	100 VAC	230 VAC	277 VAC	100 VAC	230 VAC	277 VAC	MAX Lights per C10	MAX Lights per B16	MAX Lights per C16
232	8A	15A	18A	1.5ms	1.5ms	1.5ms	6	9	9
191	8A	15A	18A	1.5ms	1.5ms	1.5ms	7	12	12
159	8A	15A	18A	1.5ms	1.5ms	1.5ms	9	14	14
114	8A	15A	18A	1.5ms	1.5ms	1.5ms	12	20	20
91	8A	15A	18A	1.5ms	1.5ms	1.5ms	19	31	31
71	8A	15A	18A	1.5ms	1.5ms	1.5ms	20	33	33

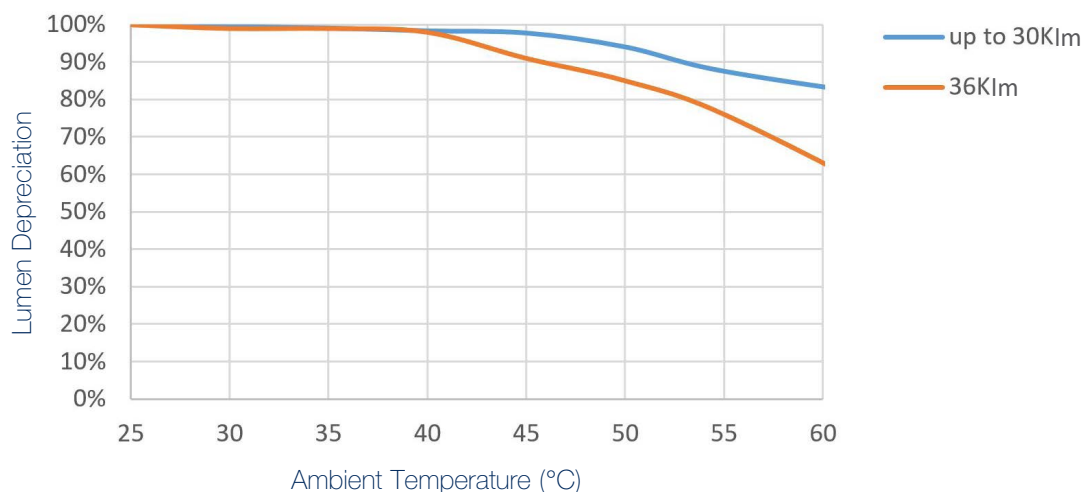
DISCLAIMER. All product information provided is, to the best of Dialight's knowledge, accurate as of the date of publication. When ordering, refer to www.dialight.com for current versions of: (a) relevant product documentation (including the relevant product data sheets); (b) Dialight terms and conditions of sale; and, (c) the relevant product warranty. To the extent that any contract is deemed formed between Dialight and the purchaser of Dialight products and/or an end-user, versions of documents available at www.dialight.com as at the date of sale shall be the versions incorporated therein. In the event of any discrepancy between this document or information provided at www.dialight.com, the latter shall prevail.

Lumen Maintenance Factor

Reliant High Bay 11,000-30,000lm (Hours)										
Ambient Celsius	Ambient	0	15000	30000	45000	60000	75000	90000	100000	150000
	25	100%	98%	96%	95%	94%	92%	91%	90%	86%
	30	100%	97%	96%	95%	93%	92%	91%	90%	86%
	35	99%	97%	95%	94%	93%	92%	90%	89%	85%
	40	98%	96%	95%	93%	92%	91%	90%	89%	85%
	45	98%	96%	94%	93%	92%	90%	89%	88%	84%
	50	94%	92%	91%	89%	88%	87%	86%	85%	81%
	55	94%	85%	84%	83%	81%	80%	79%	78%	74%

Reliant High Bay 36,000lm (Hours)										
Ambient Celsius	Ambient	0	15000	30000	45000	60000	75000	90000	100000	150000
	25	100%	98%	96%	95%	94%	92%	91%	90%	86%
	30	99%	97%	96%	94%	93%	92%	90%	89%	85%
	35	99%	96%	95%	94%	92%	91%	90%	89%	85%
	40	98%	96%	95%	93%	92%	91%	90%	89%	85%
	45	91%	89%	88%	87%	85%	84%	83%	82%	78%
	50	85%	83%	81%	80%	79%	78%	77%	76%	73%
	55	85%	74%	72%	71%	70%	69%	68%	67%	64%

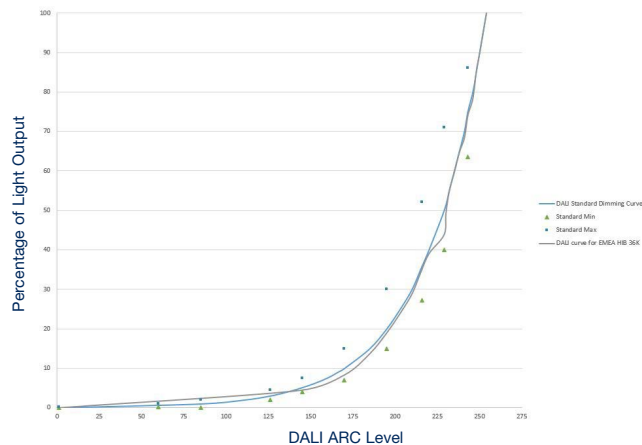
Thermal Roll-Off



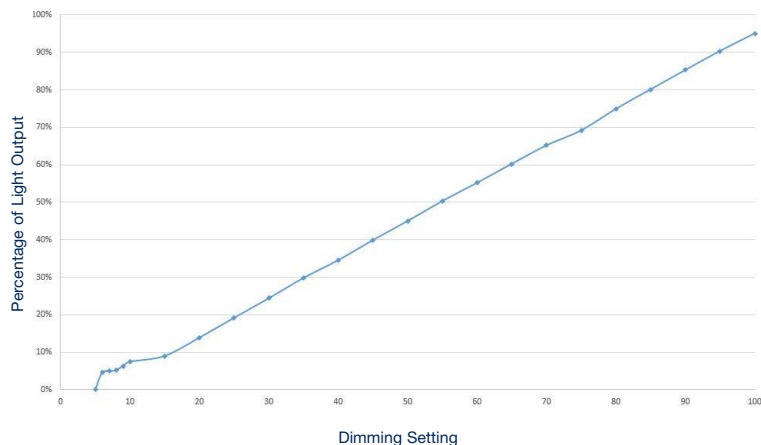
DISCLAIMER. All product information provided is, to the best of Dialight's knowledge, accurate as of the date of publication. When ordering, refer to www.dialight.com for current versions of: (a) relevant product documentation (including the relevant product data sheets); (b) Dialight terms and conditions of sale; and, (c) the relevant product warranty. To the extent that any contract is deemed formed between Dialight and the purchaser of Dialight products and/or an end-user, versions of documents available at www.dialight.com as at the date of sale shall be the versions incorporated therein. In the event of any discrepancy between this document or information provided at www.dialight.com, the latter shall prevail.

Dimming Characteristics

DALI Dimming

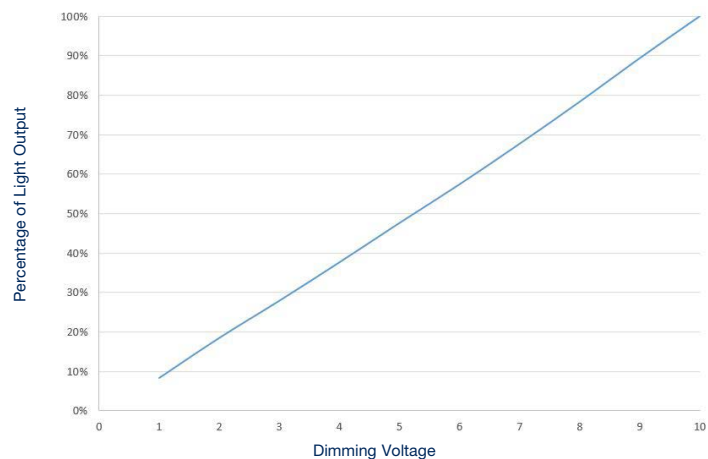


IntelliLED Dimming

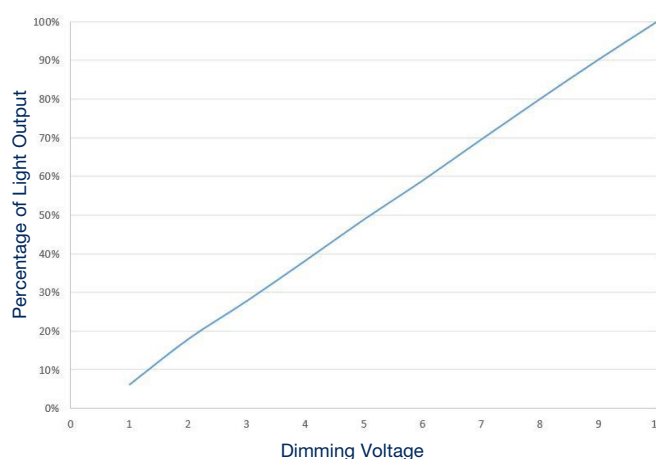


0-10V Dimming

Input Power VS Dimming Voltage



Light Output VS Dimming Voltage



DISCLAIMER. All product information provided is, to the best of Dialight's knowledge, accurate as of the date of publication. When ordering, refer to www.dialight.com for current versions of: (a) relevant product documentation (including the relevant product data sheets); (b) Dialight terms and conditions of sale; and, (c) the relevant product warranty. To the extent that any contract is deemed formed between Dialight and the purchaser of Dialight products and/or an end-user, versions of documents available at www.dialight.com as at the date of sale shall be the versions incorporated therein. In the event of any discrepancy between this document or information provided at www.dialight.com, the latter shall prevail.

Accessories



HBXCAB48

- 1.2m long stainless steel safety rope (for use with included safety bracket)



RR-CP-OCC-DALI

- CPEBDHSMBDD (side mounted) DALI enabled occupancy sensor



RR-WS-OCC-212

- Wattstopper FSP 212 (centre mounted) occupancy sensor



RR-CP-OCC-REM

- Remote for CP occupancy sensor



RR-WIRELESS-1

- IntelliLED wireless control

Part Number	Description
HBXCAB48	1.2m long stainless steel safety rope (for use with safety bracket)
RR-WIRELESS-1	IntelliLED wireless controls - basic
RR-WS-OCC-212	Wattstopper FSP 212 (centre mounted) occupancy sensor
RR-CP-OCC-DALI	CPEBDHSMBDD (side mounted) DALI enabled occupancy sensor
RR-CP-OCC-REM	Remote for CP occupancy sensor

Dialight Europe Ltd

Leaf C, Level 36, Tower 42
25 Old Broad Street
London, EC2N 1HQ, United Kingdom
Tel: +44 (0) 203 058 3540
Customer Service: +44 (0) 163 866 6541
sales-emea@dialight.com

Middle East

205, Clover Bay Tower,
Al Abraj Street, Business Bay
P.O. Box 123997 Dubai, U.A.E.
Tel: +971 (4) 818 31 56

WARNING / DISCLAIMERS:

Installation & secondary retention. The use of this product without proper installation (including secondary retention / netting) and periodic inspections, could cause severe injury or death. Dialight recommends that all installations should use secondary retention / netting (appropriate to the installation environment) as applicable. Dialight products are intended for ultimate purchase, installation and operation by knowledgeable persons trained in the functional assessment, installation, use and maintenance of such products and all customers (including but not limited to end customers) are responsible for assessing the suitability of Dialight products for any given installation requirement. It is the exclusive responsibility of the contractor, installer and/or end-user to: (a) determine the suitability of the product for its intended application; and, (b) ensure that the product is safely installed (with secondary retention / netting as appropriate) and in compliance with all applicable laws and regulations.

Product specifications & warranties. All product information provided is, to the best of Dialight's knowledge, accurate as of the date of publication. All values and performance data herein are design or typical values when measured under laboratory conditions. The information herein is subject to change without notice. The products / software detailed herein are subject to applicable warranties and terms and conditions of use/purchase. Unless agreed otherwise in writing by an authorized representative of Dialight, Dialight does not represent that its products are fit for any particular purpose and accepts no liability for the installation and/or unauthorised use of its products. When ordering, refer to www.dialight.com for current versions of: (a) relevant product documentation (including relevant product data sheets); (b) Dialight terms and conditions of sale; and, (c) the relevant product warranties. To the extent that any contract is deemed formed between Dialight and the purchaser of Dialight products and/or an end-user, versions of documents available at www.dialight.com as at the date of sale shall be the versions incorporated therein. In the event of any discrepancy between this document and information provided at www.dialight.com, the latter shall prevail.

Exclusion of liability. To the extent permissible under the relevant law, Dialight disclaims all liability for personal injury and/or other damage resulting from any dislodgment or other dislocation of its products. Whilst Dialight has used its reasonable endeavours to ensure the completeness and accuracy of information herein, Dialight does not assume any liability for damages resulting from use of this information or for any third-party representations made in relation to Dialight products.