

Dialight



SafeSite[®] LED High Bay - ATEX / IECEx
for Indoor and Outdoor Industrial Applications



JUNE 2020



Features & Benefits

- 10 year warranty
- L70 rated for >150,000 hours @ 25°C ambient
- Low power consumption
- Instant on/off
- Mercury free
- No UV or IR
- Resistant to shock and vibration
- Superior colour rendition index compared to HPS, LPS, MV
- Optional glass retention film available

Application

The Dialight SafeSite[®] LED High Bay luminaire was designed specifically to replace conventional lighting in a wide variety of indoor and outdoor hazardous area applications. Its low profile light weight design and versatile mounting options make it ideal for High Bay applications for ATEX and IECEx classified hazardous area zones. Dialight's long life LED luminaires are designed to meet the most demanding specification criteria while offering maximum energy savings, reduced maintenance costs, and a superior quality of light.

SafeSite® LED High Bay - ATEX / IECEx Standard Models



Patent pending

Certifications & Ratings (All Models)

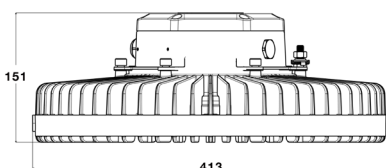
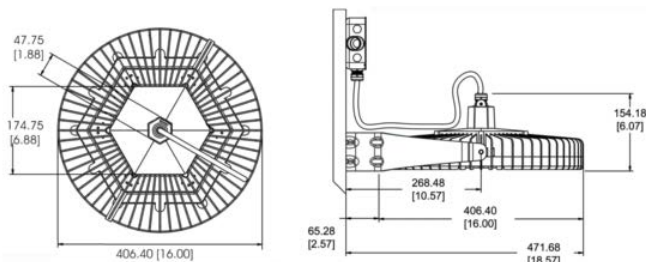
- ATEX / IECEx Zones 1, 21
- ATEX / IECEx Zones 2, 22
- CE
- IP66
- RoHS compliant

Certifications & Ratings (IIB Models)

- Ex II 2 GB
- Ex db eb op is IIB T5 Gb
- Ex tb op is IIC T100°C Db
- Certificate numbers:
Sira 18ATEX1001X
IECEx SIR 18.0001X

Certifications & Ratings (IIB + H2 Models)

- Ex II 2 GD
- Ex d e IIB+H2 T4 Gb
- Ex tb IIC 135°C
- Certificate numbers:
Baseefa 12ATEX0070X
IECEx BAS 12.0044X



Dimensions in mm (inches)

Mechanical Information:

Fixture weight:

Standard Models:	14.1 kg (31 lb)
Junction Box Models:	15.5 kg (34 lb)

Mounting:

Aluminum mounting bracket (included)

Wiring options for

Junction Box models: 2 off M25 x 1.5mm cable entries

Electrical Specifications:

Operating voltage:

Standard Models:	100-277 VAC, 120-250 VDC
Hydrogen Models:	100-277 VAC

Total system power

consumption: See table

Operating temperature:

-40°C to +60°C

Harmonics:

IEC 61000-3-2

Surge protection:

Protection devices capable of handling up to 6kV. Tested for 6kV/2 ohm combination wave, as per IEEE C62.41, line-line and line-ground

THD:

<20%

Power factor:

> 0.9

Construction:

Housing:

Copper-free aluminum

Finish:

Superior dual coat finish
- Sealed polyester topcoat
- Chemical resistant epoxy primer

Lens:

Tempered glass
(optional fragment retention film available)

Photometric Information:

CRI:

80 typical

CCT:

5000K (cool white)
4000K (neutral white)

All values typical unless otherwise stated (tolerance +/- 10%)


WARNING - INSTALLATION & SECONDARY RETENTION. Use of any Dialight products without proper installation (including secondary retention / netting) and periodic inspections could cause severe injury or death. Dialight recommends that all installations should use secondary retention / netting (appropriate to the installation environment) where applicable. It is the exclusive responsibility of the contractor, installer and/or end-user to: (a) determine the suitability of the product for its intended application; and, (b) ensure that the product is safely installed (with secondary retention / netting where appropriate) and in compliance with all applicable laws and regulations. To the extent permissible under applicable laws, Dialight disclaims all liability for personal injury and/or other damage resulting from any dislodgment or other dislocation of its products.

SafeSite® LED High Bay - ATEX / IECEx Accessories & Beam Distribution Pattern



HBXW3-SSL-316M

- 316 stainless steel bracket



HBXW3

- Aluminium swivel bracket (included with fixture)



HBXSBDK

- Sand blast kit (dome lens)

HBXSBDL

- Sacrificial dome lens

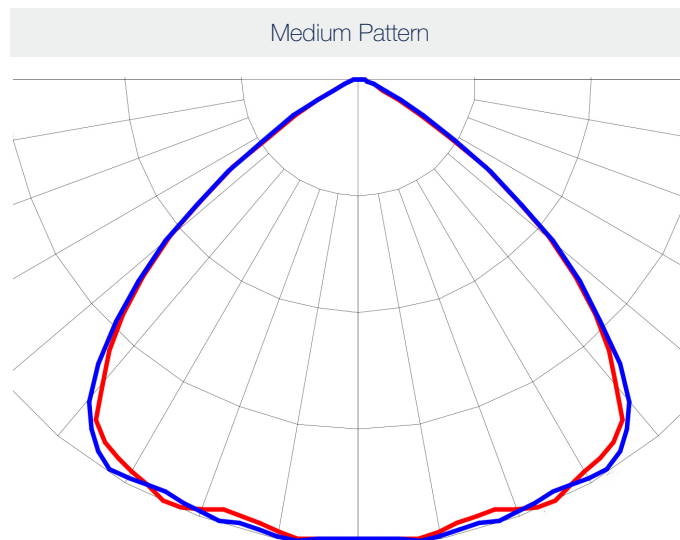


HBXSBK

- Sand blast kit (flat lens)

HBXSBL

- Sacrificial flat lens



SafeSite® LED High Bay - ATEX / IECEx

Ordering Information

Current Part Number	Historic Part Number	Fixture Lumens	Wattage	lm/W	Voltage	Colour Temperature (CCT)	Lens	Beam Distribution
IECEx Standard Cabled Models								
HEA7MN2ANA-WNGN	HEA9MN4DN-BCG	7,870	58	136	100-277 VAC, 120-250 VDC	Neutral White 4000K	Clear Tempered Glass	Medium
HEA7MN2BNA-WNGN	HEA9MN4GN-BCG	10,570	77	137	100-277 VAC, 120-250 VDC	Neutral White 4000K	Clear Tempered Glass	Medium
HEA7MN2CNA-WNGN	HEA9MN4KN-BCG	15,890	113	141	100-277 VAC, 120-250 VDC	Neutral White 4000K	Clear Tempered Glass	Medium
HEA7MN2ENA-WNGN	HEA9MN4PN-BCG	20,810	148	141	100-277 VAC, 120-250 VDC	Neutral White 4000K	Clear Tempered Glass	Medium
IECEx Standard Junction Box Models								
HWA7MN2ADA-NNGN	HEA9MN4DN-KCG	7,870	58	136	100-277 VAC, 120-250 VDC	Neutral White 4000K	Clear Tempered Glass	Medium
HWA7MN2BDA-NNGN	HEA9MN4GN-KCG	10,570	77	137	100-277 VAC, 120-250 VDC	Neutral White 4000K	Clear Tempered Glass	Medium
HWA7MN2CDA-NNGN	HEA9MN4KN-KCG	15,890	113	141	100-277 VAC, 120-250 VDC	Neutral White 4000K	Clear Tempered Glass	Medium
HWA7MN2EDA-NNGN	HEA9MN4PN-KCG	20,810	148	141	100-277 VAC, 120-250 VDC	Neutral White 4000K	Clear Tempered Glass	Medium
IECEx Hydrogen Area Junction Box Models								
HEH9MN4KN-KCG	HEH9MC4PN-JNG	16,000	144	111	100-277 VAC, 120-250 VDC	Neutral White 4000K	Clear Tempered Glass	Medium
HEH9MN4PN-KCG	HEH9MC4PN-JNG	23,500	212	111	100-277 VAC, 120-250 VDC	Neutral White 4000K	Clear Tempered Glass	Medium
CID2 Standard Cabled Models								
HED7MN2ANN-WNGN	HEDGMC4DN-SNG	11,000	80	138	100-277 VAC, 120-250 VDC	Neutral White 4000K	Clear Tempered Glass	Medium
HED7MN2BNN-WNGN	HEDGMC4GN-SNG	13,750	102	135	100-277 VAC, 120-250 VDC	Neutral White 4000K	Clear Tempered Glass	Medium
HED7MN2CNN-WNGN	HEDGMC4KN-SNG	18,750	129	145	100-277 VAC, 120-250 VDC	Neutral White 4000K	Clear Tempered Glass	Medium
HED7MN2ENN-WNGN	HEDGMC4PN-SNG	26,000	186	140	100-277 VAC, 120-250 VDC	Neutral White 4000K	Clear Tempered Glass	Medium

All values typical unless otherwise stated (tolerance +/- 10%).

Part numbers listed in **bold** are typically available in stock.

Part numbers listed in the table above are neutral white. For cool white models, replace the 6th character with a **C**.

Part numbers listed in the table above are neutral white. For warm white models, replace the 6th character with a **W**.

Historical part number provided for reference only. For performance characteristics of historical product, please contact your local representative.

North American HQ

1501 Route 34 South
Farmingdale, NJ 07727
Tel: 732-919-3119
Fax: 732-751-5778
info@dialight.com

EMEA Technical Centre

Ejby Industrivej 91 B
2600 Glostrup
Tel: +45 8877 4545 (Denmark)
Tel: +44 1638 666541 (UK)
Tel: +49 89 12089 5713 (Germany)
Tel: +33 3 23 22 62 58 (France)
sales-europe@dialight.com

Houston

16830 Barker Springs Rd
Ste 407
Houston, TX 77084
Tel: 732-919-3119
Fax: 281-492-1531
info@dialight.com

Middle East

205, Clover Bay Tower,
Al Abraj Street, Business Bay
P.O. Box 123997 Dubai, U.A.E.
Tel: +971 (4) 818 31 56

Australia

108 Howe Street
Osborne Park, WA 6017
Tel: +61 (0) 8 9244 7600
Fax: +61 (0) 8 9244 7601
info@dialight.com.au

Southeast Asia

33 Ubi Avenue 3
#07-72 Vertex (Tower A)
Singapore 408868
Tel: +65 6578 7157
Fax: +65 6578 7150
enquiry@dialight.com.sg

Brazil

Alameda Mercurio,
225 – American Park Empresarial NR
Indaiatuba – SP – 13347– 662
Tel: +55 (19) 3113-4300
Fax: +55 (19) 3113-4300
brasil@dialight.com

WARNING / DISCLAIMERS:

Installation & secondary retention. The use of this product without proper installation (including secondary retention / netting) and periodic inspections, could cause severe injury or death. Dialight recommends that all installations should use secondary retention / netting (appropriate to the installation environment) as applicable. Dialight products are intended for ultimate purchase, installation and operation by knowledgeable persons trained in the functional assessment, installation, use and maintenance of such products and all customers (including but not limited to end customers) are responsible for assessing the suitability of Dialight products for any given installation requirement. It is the exclusive responsibility of the contractor, installer and/or end-user to: (a) determine the suitability of the product for its intended application; and, (b) ensure that the product is safely installed (with secondary retention / netting as appropriate) and in compliance with all applicable laws and regulations.

Product specifications & warranties. All product information provided is, to the best of Dialight's knowledge, accurate as of the date of publication. All values and performance data herein are design or typical values when measured under laboratory conditions. The information herein is subject to change without notice. The products / software detailed herein are subject to applicable warranties and terms and conditions of use/purchase. Unless agreed otherwise in writing by an authorized representative of Dialight, Dialight does not represent that its products are fit for any particular purpose and accepts no liability for the installation and/or unauthorised use of its products. When ordering, refer to www.dialight.com for current versions of: (a) relevant product documentation (including relevant product data sheets); (b) Dialight terms and conditions of sale; and, (c) the relevant product warranties. To the extent that any contract is deemed formed between Dialight and the purchaser of Dialight products and/or an end-user, versions of documents available at www.dialight.com as at the date of sale shall be the versions incorporated therein. In the event of any discrepancy between this document and information provided at www.dialight.com, the latter shall prevail.

Exclusion of liability. To the extent permissible under the relevant law, Dialight disclaims all liability for personal injury and/or other damage resulting from any dislodgment or other dislocation of its products. Whilst Dialight has used its reasonable endeavours to ensure the completeness and accuracy of information herein, Dialight does not assume any liability for damages resulting from use of this information or for any third-party representations made in relation to Dialight products.