

.....Dialight



Dialight® LED Bulkhead

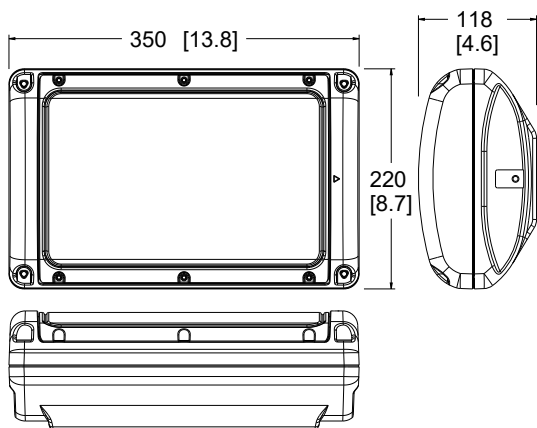
Technical Specification Sheet - EMEA

Vigilant® LED Bulkhead 100-277 VAC Model



Certifications & Ratings

- 10 year warranty
- CE
- IP66/67
- IK10
- L70 > 150,000 hours @ 65°C (149°F) ambient



Dimensions in mm (inches)

Mechanical Information:

Fixture weights:

Standard models: 6.3 kg (13.8 lb)

Battery backup models: 7.7 kg (17 lb)

Shipping weights:

Standard models: 7 kg (15.4 lb)

Battery backup models: 8.4 kg (18.5 lb)

Cable entry:

(2) M20 - optional (4) M20

Materials:

Housing: A360 Die-cast aluminium

Finish:

Superior dual coat finish
- Sealed polyester topcoat
- Epoxy primer

Lens:

Polycarbonate clear
Polycarbonate diffused (optional)

Hardware:

316 Stainless Steel

Electrical Specifications:

Operating voltage:

Standard models: 100-277 VAC / 120-250 VDC

Battery backup models: 230/240 VAC

Operating temperature:

Standard models: -40°C to +65°C (-40°F to +149°F)

Battery backup models: -20°C to +55°C (-4°F to +131°F)

Surge protection:

Tested to IEC 61000-4-5
6kV/3kA, 1.2/50, 8/20us
Combination Wave
Line-line and line-ground

THD:

< 18%

Power factor:

> 0.9

Dimming:

DALI 1.0 and 2.0
0-10 VDC continuous dimming to <10%

Battery Backup Models: (integral battery)

Battery duration* (circular optic, clear lens):

6.5k lumen outputs: 180 mins ~ 900 lm

90 mins ~ 1100 lm

60 mins ~ 1140 lm

3k lumen outputs: 180 mins ~ 800 lm

90 mins ~ 1100 lm

60 mins ~ 1140 lm

Expected battery life:

4 years

Photometric Information:

Lumen output*: 3,000 & 6,500 lm (white light)

CRI:

> 80 (white light)

CCT:

5000K (cool white)

4000K (neutral white)

All values typical unless otherwise stated (tolerance +/- 10%)

* @ 25°C ambient

WARNING - INSTALLATION & SECONDARY RETENTION. Use of any Dialight products without proper installation (including secondary retention / netting) and periodic inspections could cause severe injury or death. Dialight recommends that all installations should use secondary retention / netting (appropriate to the installation environment) where applicable. It is the exclusive responsibility of the contractor, installer and/or end-user to: (a) determine the suitability of the product for its intended application; and, (b) ensure that the product is safely installed (with secondary retention / netting where appropriate) and in compliance with all applicable laws and regulations. To the extent permissible under applicable laws, Dialight disclaims all liability for personal injury and/or other damage resulting from any dislodgment or other dislocation of its products.

Ordering Information

Vigilant® LED Bulkhead



Part Number	Fixture Lumens	Wattage	lm/W	Voltage	CCT	Lens	Beam Distribution
Standard Models with Flush Bracket							
BHE-4BC2-3NFN-VGN	3,200	22	149	100-277 VAC / 120-250 VDC	5000K (cool white)	Clear Polycarbonate	Circular
BHE-4BC2-6NFN-VGN	6,700	45	149	100-277 VAC / 120-250 VDC	5000K (cool white)	Clear Polycarbonate	Circular
BHE-4UC2-3NFN-VGN	3,100	22	144	100-277 VAC / 120-250 VDC	5000K (cool white)	Clear Polycarbonate	Ultra-Wide (Type 1)
BHE-4UC2-6NFN-VGN	6,400	45	142	100-277 VAC / 120-250 VDC	5000K (cool white)	Clear Polycarbonate	Ultra-Wide (Type 1)
Battery Backup Models with Flush Bracket							
BHE-4BCG-3NFN-VGG	3,200	25	128	230/240 VAC	5000K (cool white)	Clear Polycarbonate	Circular
BHE-4BCG-6NFN-VGG	6,700	48	140	230/240 VAC	5000K (cool white)	Clear Polycarbonate	Circular
BHE-4UCG-3NFN-VGG	3,100	25	124	230/240 VAC	5000K (cool white)	Clear Polycarbonate	Ultra-Wide (Type 1)
BHE-4UCG-6NFN-VGG	6,400	48	133	230/240 VAC	5000K (cool white)	Clear Polycarbonate	Ultra-Wide (Type 1)

All values typical unless otherwise stated (tolerance +/- 10%).

Part numbers listed in **bold** are typically available in stock.

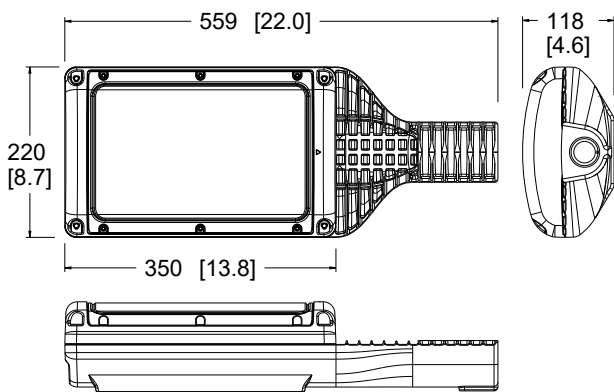
All models shown in table are 5000K (cool white) CCT. For 4000K (neutral white) CCT please contact your local representative for more information.

Vigilant® LED Bulkhead Pole Mount Model



Certifications & Ratings

- 10 year warranty
- CE
- IP66/67
- IK10
- L70 > 150,000 hours @ 65°C (149°F) ambient



Dimensions in mm (inches)

Mechanical Information:

Fixture weights:
Standard models: 8.1 kg (17.9 lb)

Battery backup models: 9 kg (19.7 lb)

Shipping weights:
Standard models: 8.8 kg (19.4 lb)

Battery backup models: 9.7 kg (20.4 lb)

Cable entry: (1) M25

Spigot entry size: 35mm ID

Materials:

Housing: A360 Die-cast aluminium

Finish: Superior dual coat finish
- Sealed polyester topcoat
- Epoxy primer

Lens: Polycarbonate clear
Polycarbonate diffused (optional)

Hardware: 316 Stainless Steel

Electrical Specifications:

Operating voltage:
Standard models: 100-277 VAC / 120-250 VDC
Battery backup models: 230/240 VAC

Operating temperature:
Standard models: -40°C to +65°C (-40°F to +149°F)
Battery backup models: -20°C to +55°C (-4°F to +131°F)

Surge protection: Tested to IEC 61000-4-5
6kV/3kA, 1.2/50, 8/20us
Combination Wave
Line-line and line-ground

THD: < 18%

Power factor: > 0.9

Dimming: DALI 1.0 and 2.0
0-10 VDC continuous dimming to <10%

Battery Backup Models: (integral battery)

Battery duration* (circular optic, clear lens):

6.5k lumen outputs: 180 mins ~ 900 lm
90 mins ~ 1100 lm
60 mins ~ 1140 lm
3k lumen outputs: 180 mins ~ 800 lm
90 mins ~ 1100 lm
60 mins ~ 1140 lm

Expected battery life: 4 years

Photometric Information:

Lumen output*: 3,000 & 6,500 lm (white light)

CRI: > 80 (white light)

CCT: 5000K (cool white)
4000K (neutral white)

All values typical unless otherwise stated (tolerance +/- 10%)
* @ 25°C ambient

WARNING - INSTALLATION & SECONDARY RETENTION. Use of any Dialight products without proper installation (including secondary retention / netting) and periodic inspections could cause severe injury or death. Dialight recommends that all installations should use secondary retention / netting (appropriate to the installation environment) where applicable. It is the exclusive responsibility of the contractor, installer and/or end-user to: (a) determine the suitability of the product for its intended application; and, (b) ensure that the product is safely installed (with secondary retention / netting where appropriate) and in compliance with all applicable laws and regulations. To the extent permissible under applicable laws, Dialight disclaims all liability for personal injury and/or other damage resulting from any dislodgment or other dislocation of its products.

Ordering Information

Vigilant® LED Bulkhead - Pole Mount Model



Part Number	Fixture Lumens	Wattage	lm/W	Voltage	CCT	Lens	Beam Distribution
Pole Mount Models							
BPE-4BC2-3NNN-VGN	3,200	22	149	100-277 VAC / 120-250 VDC	5000K (cool white)	Clear Polycarbonate	Circular
BPE-4BC2-6NNN-VGN	6,700	45	149	100-277 VAC / 120-250 VDC	5000K (cool white)	Clear Polycarbonate	Circular
BPE-4UC2-3NNN-VGN	3,100	22	144	100-277 VAC / 120-250 VDC	5000K (cool white)	Clear Polycarbonate	Ultra-Wide (Type 1)
BPE-4UC2-6NNN-VGN	6,400	45	142	100-277 VAC / 120-250 VDC	5000K (cool white)	Clear Polycarbonate	Ultra-Wide (Type 1)
Pole Mount Battery Backup Models							
BPE-4BCG-3NNN-VGG	3,200	25	128	230/240 VAC	5000K (cool white)	Clear Polycarbonate	Circular
BPE-4BCG-6NNN-VGG	6,700	48	140	230/240 VAC	5000K (cool white)	Clear Polycarbonate	Circular
BPE-4UCG-3NNN-VGG	3,100	25	124	230/240 VAC	5000K (cool white)	Clear Polycarbonate	Ultra-Wide (Type 1)
BPE-4UCG-6NNN-VGG	6,400	48	133	230/240 VAC	5000K (cool white)	Clear Polycarbonate	Ultra-Wide (Type 1)

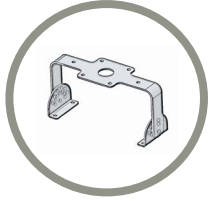
All values typical unless otherwise stated (tolerance +/- 10%).

Part numbers listed in **bold** are typically available in stock.

All models shown in table are 5000K (cool white) CCT. For 4000K (neutral white) CCT please contact your local representative for more information.

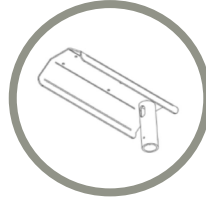
Accessories

Please consult local Dialight sales office for availability.



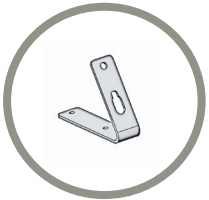
BH-BRKT-SS-ADJ

- 316 stainless steel adjustable bracket kit



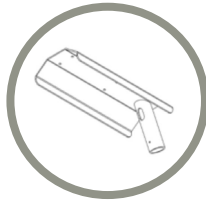
BH-STMB-05-10-HD

- Aluminium stanchion mount, 5° up-tilt - 50mm pole



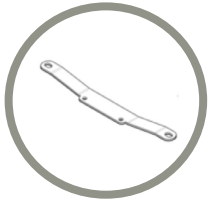
BH-BRKT-A-KIT

- 316 stainless steel wall/ceiling flush mount bracket kit



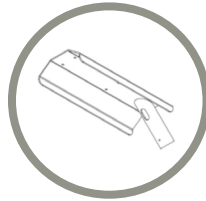
BH-STMB-25-10-HD

- Aluminium stanchion mount, 25° up-tilt - 50mm pole



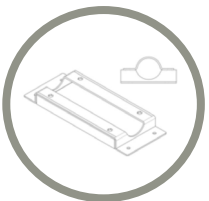
BH-BRKT-F-KIT

- 316 stainless steel wall/ceiling flush mount bracket kit



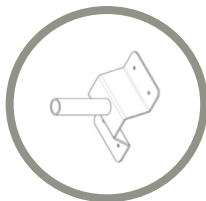
BH-STMB-45-10-HD

- Aluminium stanchion mount, 45° up-tilt - 50mm pole



BH-BRKT-LG-PF

- Aluminium pipe mount bracket kit - 50mm



HZG-SPIGOT-34

- Aluminium wall mount spigot plate - 34mm

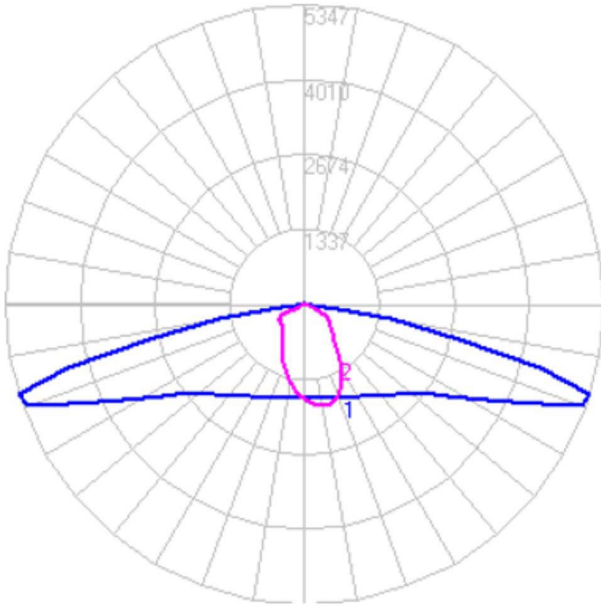


H6XCAB72

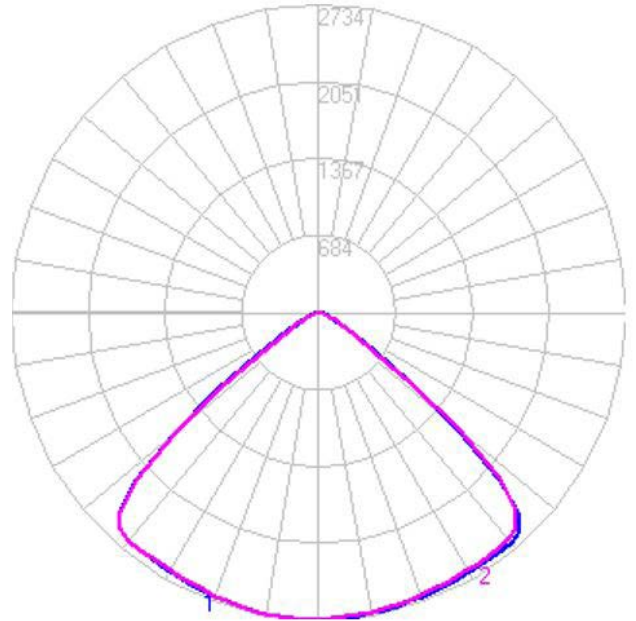
- 72" stainless steel safety rope

Beam Distribution

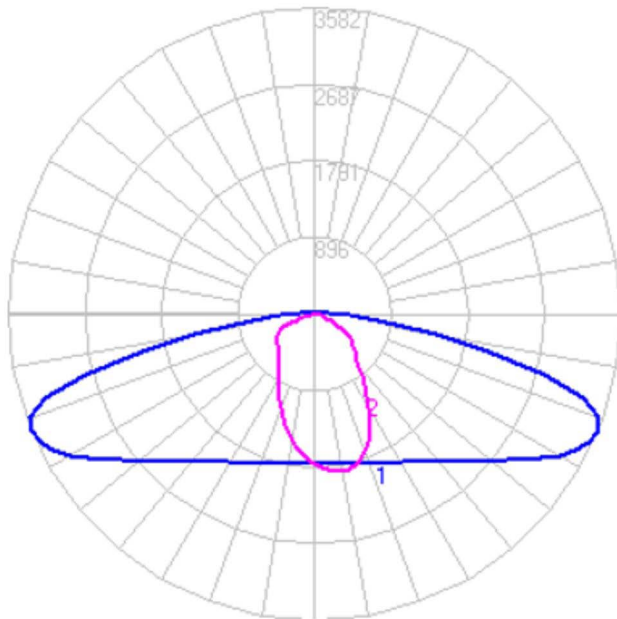
Ultra-Wide Walkway (Type 1) - Clear



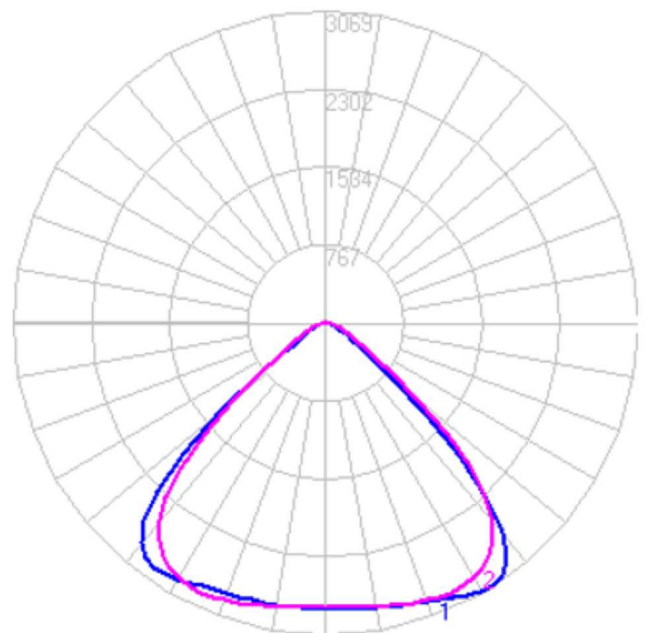
Circular - Clear



Ultra-Wide Walkway (Type 1) - Diffused

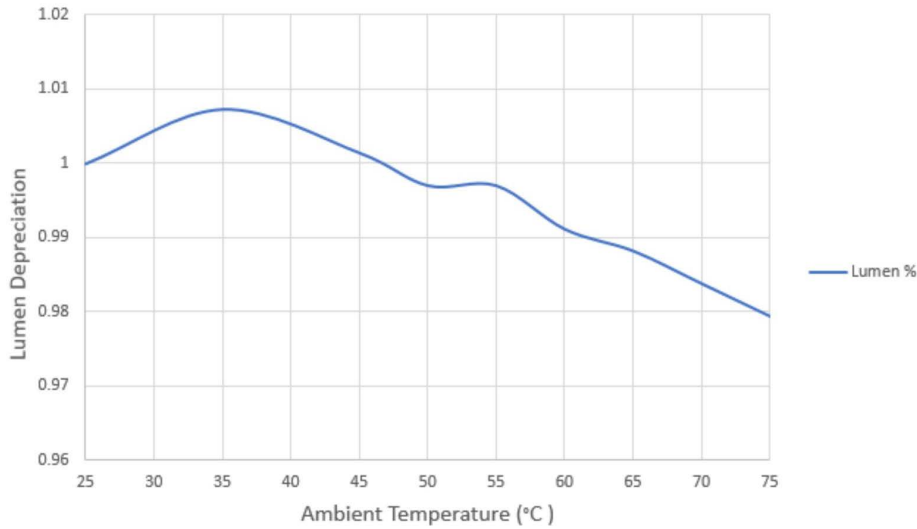


Circular - Diffused



DISCLAIMER. All product information provided is, to the best of Dialight's knowledge, accurate as of the date of publication. When ordering, refer to www.dialight.com for current versions of: (a) relevant product documentation (including the relevant product data sheets); (b) Dialight terms and conditions of sale; and, (c) the relevant product warranty. To the extent that any contract is deemed formed between Dialight and the purchaser of Dialight products and/or an end-user, versions of documents available at www.dialight.com as at the date of sale shall be the versions incorporated therein. In the event of any discrepancy between this document or information provided at www.dialight.com, the latter shall prevail.

Thermal Roll-Off



Inrush Current / Circuit Breakers

Output	In rush (A) current @ input voltage							
	100 VAC	Duration (MS)	120 VAC	Duration (MS)	230 VAC	Duration (MS)	277 VAC	Duration (MS)
6,500	6	0.6	8	0.6	15	0.6	18	0.6
3,000	6	0.6	8	0.6	15	0.6	18	0.6

Output	GND Leakage (mA) input voltage			
	100 VAC	120 VAC	230 VAC	277 VAC
6,500	0.5	0.5	0.8	1.0
3,000	0.5	0.5	0.8	1.0

DISCLAIMER. All product information provided is, to the best of Dialight's knowledge, accurate as of the date of publication. When ordering, refer to www.dialight.com for current versions of: (a) relevant product documentation (including the relevant product data sheets); (b) Dialight terms and conditions of sale; and, (c) the relevant product warranty. To the extent that any contract is deemed formed between Dialight and the purchaser of Dialight products and/or an end-user, versions of documents available at www.dialight.com as at the date of sale shall be the versions incorporated therein. In the event of any discrepancy between this document or information provided at www.dialight.com, the latter shall prevail.

Lumen Maintenance Factor

Vigilant Bulkhead 6,500lm								
Ambient Temperature	Hours							
	0	15000	30000	45000	60000	75000	90000	100000
25°C	100%	98%	96%	95%	93%	92%	90%	90%
30°C	100%	98%	96%	95%	93%	92%	90%	90%
35°C	100%	98%	96%	95%	93%	92%	90%	90%
40°C	100%	98%	96%	95%	93%	92%	90%	90%
45°C	100%	98%	96%	95%	93%	92%	90%	90%
50°C	100%	97%	96%	95%	93%	92%	90%	89%
55°C	100%	97%	96%	95%	93%	92%	90%	89%
60°C	99%	97%	95%	94%	93%	91%	90%	89%
65°C	99%	97%	95%	94%	92%	91%	89%	89%

Based on 9,000 hour LM80 data

Vigilant Bulkhead 3,000lm								
Ambient Temperature	Hours							
	0	15000	30000	45000	60000	75000	90000	100000
25°C	100%	98%	96%	95%	93%	92%	90%	90%
30°C	100%	98%	96%	95%	93%	92%	90%	90%
35°C	100%	98%	96%	95%	93%	92%	90%	90%
40°C	100%	98%	96%	95%	93%	92%	90%	90%
45°C	100%	98%	96%	95%	93%	92%	90%	90%
50°C	100%	97%	96%	95%	93%	92%	90%	89%
55°C	100%	97%	96%	95%	93%	92%	90%	89%
60°C	99%	97%	95%	94%	93%	91%	90%	89%
65°C	99%	97%	95%	94%	92%	91%	89%	89%

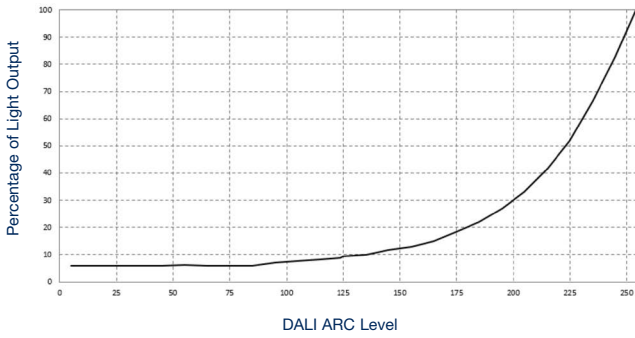
Based on 9,000 hour LM80 data

DISCLAIMER. All product information provided is, to the best of Dialight's knowledge, accurate as of the date of publication. When ordering, refer to www.dialight.com for current versions of: (a) relevant product documentation (including the relevant product data sheets); (b) Dialight terms and conditions of sale; and, (c) the relevant product warranty. To the extent that any contract is deemed formed between Dialight and the purchaser of Dialight products and/or an end-user, versions of documents available at www.dialight.com as at the date of sale shall be the versions incorporated therein. In the event of any discrepancy between this document or information provided at www.dialight.com, the latter shall prevail.

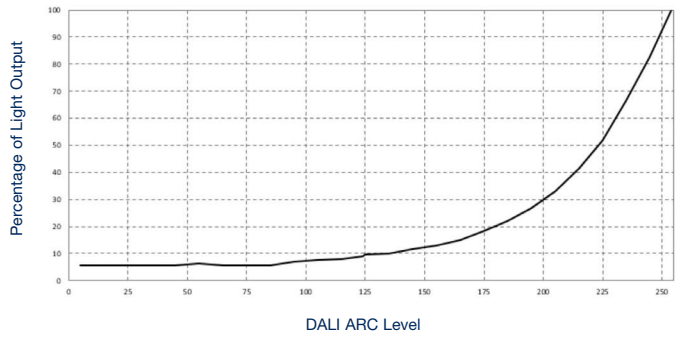
Dimming Curves

DALI Dimming

6,500lm

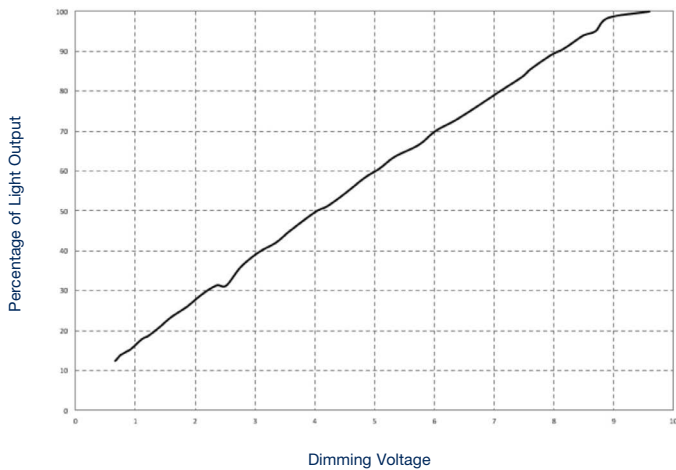


3,000lm

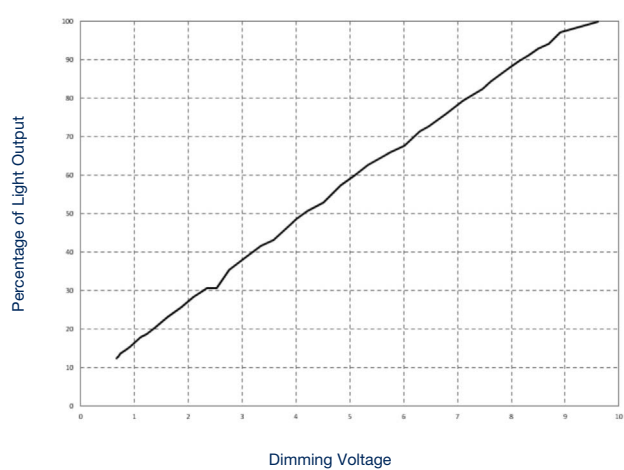


0-10V Dimming

6,500lm



3,000lm



DISCLAIMER. All product information provided is, to the best of Dialight's knowledge, accurate as of the date of publication. When ordering, refer to www.dialight.com for current versions of: (a) relevant product documentation (including the relevant product data sheets); (b) Dialight terms and conditions of sale; and, (c) the relevant product warranty. To the extent that any contract is deemed formed between Dialight and the purchaser of Dialight products and/or an end-user, versions of documents available at www.dialight.com as at the date of sale shall be the versions incorporated therein. In the event of any discrepancy between this document or information provided at www.dialight.com, the latter shall prevail.

Dialight Europe Ltd

Leaf C, Level 36, Tower 42
25 Old Broad Street
London, EC2N 1HQ, United Kingdom
Tel: +44 (0) 203 058 3540
Customer Service: +44 (0) 163 866 6541
sales-emea@dialight.com

WARNING / DISCLAIMERS:

Installation & secondary retention. The use of this product without proper installation (including secondary retention / netting) and periodic inspections, could cause severe injury or death. Dialight recommends that all installations should use secondary retention / netting (appropriate to the installation environment) as applicable. Dialight products are intended for ultimate purchase, installation and operation by knowledgeable persons trained in the functional assessment, installation, use and maintenance of such products and all customers (including but not limited to end customers) are responsible for assessing the suitability of Dialight products for any given installation requirement. It is the exclusive responsibility of the contractor, installer and/or end-user to: (a) determine the suitability of the product for its intended application; and, (b) ensure that the product is safely installed (with secondary retention / netting as appropriate) and in compliance with all applicable laws and regulations.

Product specifications & warranties. All product information provided is, to the best of Dialight's knowledge, accurate as of the date of publication. All values and performance data herein are design or typical values when measured under laboratory conditions. The information herein is subject to change without notice. The products / software detailed herein are subject to applicable warranties and terms and conditions of use/purchase. Unless agreed otherwise in writing by an authorized representative of Dialight, Dialight does not represent that its products are fit for any particular purpose and accepts no liability for the installation and/or unauthorised use of its products. When ordering, refer to www.dialight.com for current versions of: (a) relevant product documentation (including relevant product data sheets); (b) Dialight terms and conditions of sale; and, (c) the relevant product warranties. To the extent that any contract is deemed formed between Dialight and the purchaser of Dialight products and/or an end-user, versions of documents available at www.dialight.com as at the date of sale shall be the versions incorporated therein. In the event of any discrepancy between this document and information provided at www.dialight.com, the latter shall prevail.

Exclusion of liability. To the extent permissible under the relevant law, Dialight disclaims all liability for personal injury and/or other damage resulting from any dislodgment or other dislocation of its products. Whilst Dialight has used its reasonable endeavours to ensure the completeness and accuracy of information herein, Dialight does not assume any liability for damages resulting from use of this information or for any third-party representations made in relation to Dialight products.