

Dialight



Dialight LED Lighting Catalogue - APAC

for Industrial and Hazardous Areas



OCTOBER 2020



Cover and above photo: The crushing plant and beneficiation plant at Mineral Resources' Wodgina Minesite

About Dialight

With over 40 years of industrial LED lighting experience and the largest installed base in the world, Dialight's extensive network of support staff, distributor and channel partners are ready to help you select among our wide range of products to identify a lighting solution that meets your specific needs.

Reliant™

- LED lighting for light industrial applications
- 10 year warranty

Vigilant®

- LED lighting for general industrial applications
- 10 year warranty

DuroSite®

- LED lighting for general industrial applications
- 5 & 10 year warranty

SafeSite®



- LED lighting for hazardous applications
- 5 & 10 year warranty



Table of Contents

Reliant™ LED Lighting for Industrial Applications

Reliant™ LED High Bay	12-13
-----------------------	-------

Vigilant® LED Lighting for Industrial Applications

Vigilant® LED High Bay	14-19
Vigilant® LED Low Bay	20-25
Vigilant® LED High Bay - High Output	26-27
Vigilant® LED Single and Dual Floodlight	28-31
Vigilant® LED Linear	32-35
Vigilant® LED Area Light	36-41
Vigilant® LED Conveyor Light	42-43
Vigilant® LED Bulkhead	44-45

DuroSite® LED Lighting for Industrial Applications

DuroSite® LED Floodlight	46-47
DuroSite® LED Linear	48-49
DuroSite® LED Bulkhead/Shower Light	50-53

SafeSite® LED Lighting for Hazardous Applications



SafeSite® LED High Bay - High Efficiency	54-55
SafeSite® LED Floodlight - IECEx/ATEX	56-57
SafeSite® LED Floodlight	58-59
SafeSite® LED Area Light	60-63
SafeSite® LED GRP Linear	64-67
SafeSite® LED Linear	68-69
SafeSite® LED Stainless Steel Linear	70-71
SafeSite® LED Bulkhead	72-75

StreetSense® LED Street Lighting



StreetSense® LED Street Light	76-77
StreetSense® LED Street Light - IECEx/ATEX	78-79

Obstruction LED Lighting

Overview	80-81
----------	-------

Hazardous Area Ratings

Fixed and portable fixtures for installation and use in hazardous areas.



Zones

The zone defines the probability of hazardous material being present in an explosive concentration in the atmosphere.

Zone	Hazardous Material in Surrounding Atmosphere
Zone 0, 20	Area in which an explosive gas / dust mixture is continuously present or present for long periods
Zone 1, 21	Area in which an explosive gas / dust mixture is likely to occur for short periods in normal operation
Zone 2, 22	Area in which an explosive gas / dust mixture is present for a very short time due to an abnormal condition

Protection Types

The protection types are used to denote the protection concept utilised in the devices.

Ex	Presence of Hazardous Material	Zones
Ex d	Flameproof (Explosion proof) Enclosure	1, 21, 2, 22
Ex e	Increased Safety	1, 21, 2, 22
Ex m	Encapsulation	1, 21, 2, 22
Ex n or N	Non incendive or/and normally no sparking circuits	2, 22

Temperature Ratings

Certified equipment is tested for maximum temperature rating by approval agencies.

Equipment for Group II receives a temperature code indicating the maximum temperatures of the product.

Temperature Rating	
T1	450°C
T2	300°C
T3	200°C
T4	135°C
T5	100°C
T6	85°C

Groups (Gas & Dust)

Equipment is tested for suitability in specified gas groups and dust groups.

Gas groups IIA, IIB, IIC. Dust groups IIIA, IIIB, IIIC

Group	Hazardous Material in Surrounding Atmosphere
Group IIA	Propane group
Group IIB	Ethylene group
Group IIC	Hydrogen group
Group IIIA	Combustible flyings
Group IIIB	Non-conductive dust
Group IIIC	Conductive dust

Hazardous Locations Ratings

Fixed and portable fixtures for installation and use in hazardous (classified) locations Class I, Divisions 1 and 2, Groups A, B, C, and D; Class II, Division 1, Groups E, F, and G; Class II, Division 2, Groups F and G; and Class III, Divisions 1 and 2, in accordance with the National Electrical Code, NFPA 70

Classes

The classes define the general nature of hazardous material in the surrounding atmosphere.

Class	Hazardous Material in Surrounding Atmosphere
Class I	Hazardous because flammable gases or vapors are present in the air in quantities sufficient to produce explosive or ignitable mixtures
Class II	Hazardous because combustible or conductive dusts are present
Class III	Hazardous because ignitable fibers or flying's are present, but not likely to be in suspension in sufficient quantities to produce ignitable mixtures. Typical wood chips, cotton, flax and nylon. Group classifications are not applied to this class

Divisions

The division defines the probability of hazardous material being present in an ignitable concentration in the surrounding atmosphere.

Division	Presence of Hazardous Material
Division 1	The substance referred to by class is present during normal conditions
Division 2	The substance referred to by class is present only in abnormal conditions, such as a container failure or system breakdown

Groups

The group defines the hazardous material in the surrounding atmosphere.

Group	Hazardous Material in Surrounding Atmosphere
Group A	Acetylene
Group B	Hydrogen, fuel and combustible process gases containing more than 30% hydrogen by volume or gases of equivalent hazard such as butadiene, ethylene, oxide, propylene oxide and acrolein
Group C	Carbon monoxide, ether, hydrogen sulfide, morphine, cyclopropane, ethyl and ethylene or gases of equivalent hazard
Group D	Gasoline, acetone, ammonia, benzene, butane, cyclopropane, ethanol, hexane, methanol, methane, vinyl chloride, natural gas, naphtha, propane or gases of equivalent hazard
Group E	Combustible metal dusts, including aluminum, magnesium and their commercial alloys or other combustible dusts whose particle size, abrasiveness and conductivity present similar hazards in connection with electrical equipment
Group F	Carbonaceous dusts, carbon black, coal black, charcoal, coal or coke dusts that have more than 8% total entrapped volatiles or dusts that have been sensitized by other material so they present an explosion hazard
Group G	Flour dust, grain dust, flour, starch, sugar, wood, plastic and chemicals

Reference:
http://www.engineeringtoolbox.com/hazardous-areas-classification-d_347.html

Reliant™ LED Lighting Fixtures for Industrial Applications



LED High Bay

Wattage Range:	71-232W
Lumen Output Range:	11,100-36,000
Lumens per Watt:	up to 159
Input Voltage:	100-277 VAC
Mounting:	Overhead
Mounting Height:	Up to 12m

Vigilant® LED Lighting Fixtures for Industrial Applications



LED High Bay

Wattage Range:	80-186W
Lumen Output Range:	10,500-26,000
Lumens per Watt:	Up to 140
Input Voltage:	100-277 VAC, 120-250 VDC
Mounting:	Overhead, Ceiling, Suspended
Mounting Height:	Up to 12m




LED Low Bay

Wattage:	80W
Lumen Output:	8,750
Lumens per Watt:	109
Input Voltage:	100-277 VAC, 120-250 VDC
Mounting:	Overhead, Ceiling, Suspended, Wall
Mounting Height:	Up to 7m



LED High Bay - High Output

Wattage Range:	309-506W
Lumen Output Range:	45,000-72,000
Lumens per Watt:	139-149
Input Voltage:	120-277 VAC, 415 VAC
Mounting:	Suspended
Mounting Height:	Up to 30m



LED Floodlight & Dual Floodlight

Wattage Range:	190-385W
Lumen Output Range:	27,000-56,000
Lumens per Watt:	135-147
Input Voltage:	100-277 VAC, 120-250 VDC
Mounting:	Pole, Structure
Mounting Height:	Up to 25m

DISCLAIMER. All product information provided is, to the best of Dialight's knowledge, accurate as of the date of publication. When ordering, refer to www.dialight.com for current versions of: (a) relevant product documentation (including the relevant product data sheets); (b) Dialight terms and conditions of sale; and, (c) the relevant product warranty. To the extent that any contract is deemed formed between Dialight and the purchaser of Dialight products and/or an end-user, versions of documents available at www.dialight.com as at the date of sale shall be the versions incorporated therein. In the event of any discrepancy between this document or information provided at www.dialight.com, the latter shall prevail.

Vigilant® LED Lighting Fixtures for Industrial Applications



LED Area Light

Wattage Range:	24-66W
Lumen Output Range:	3,000-9,000
Lumens per Watt:	Up to 143
Input Voltage:	100-277 VAC, 120-250 VDC
Mounting:	Ceiling, Wall, Pole
Mounting Height:	Up to 10m



LED Linear

Wattage Range:	37-52W
Lumen Output Range:	4,450-6,400
Lumens per Watt:	Up to 123
Input Voltage:	100-277 VAC, 120-250 VDC
Mounting:	Ceiling, Wall, Pole
Mounting Height:	Up to 9m



LED Conveyor Light

Wattage Range:	64W
Lumen Output Range:	6,700-7,500
Lumens per Watt:	Up to 114
Input Voltage:	100-277 VAC, 120-250 VDC
Mounting:	34mm pole mount
Mounting Height:	Up to 6m



LED Bulkhead

Wattage Range:	22-48W
Lumen Output Range:	3,100-6,700
Lumens per Watt:	Up to 149
Input Voltage:	100-277 VAC, 120-250 VDC, 230/240 VAC
Mounting:	Pole mount
Mounting Height:	Up to 6m

DuroSite® LED Lighting Fixtures for Industrial Applications



LED Floodlight

Wattage Range:	106-140W
Lumen Output Range:	11,250-15,000
Lumens per Watt:	108-111
Input Voltage:	100-277 VAC
Mounting:	Wall, Pole
Mounting Height:	Up to 15m

DISCLAIMER. All product information provided is, to the best of Dialight's knowledge, accurate as of the date of publication. When ordering, refer to www.dialight.com for current versions of: (a) relevant product documentation (including the relevant product data sheets); (b) Dialight terms and conditions of sale; and, (c) the relevant product warranty. To the extent that any contract is deemed formed between Dialight and the purchaser of Dialight products and/or an end-user, versions of documents available at www.dialight.com as at the date of sale shall be the versions incorporated therein. In the event of any discrepancy between this document or information provided at www.dialight.com, the latter shall prevail.

DuroSite® LED Lighting Fixtures for Industrial Applications



LED Linear

Wattage Range:	33-66W
Lumen Output Range:	3,300-6,700
Lumens per Watt:	100-102
Input Voltage:	100-277 VAC
Mounting:	Overhead, Wall
Mounting Height:	Up to 6m



LED Bulkhead & Shower Light

Wattage Range:	22-34W
Lumen Output Range:	1,150-2,125
Lumens per Watt:	55-66 (Standard)
Input Voltage:	100-277 VAC, 207-264 VAC or 24-48 VDC
Mounting:	Wall, Pole, Stanchion
Mounting Height:	Up to 6m

SafeSite® LED Lighting Fixtures for Hazardous Applications



LED High Bay - IECEx/ATEX

Wattage Range:	88-212W
Lumen Output Range:	9,650-23,500
Lumens per Watt:	110
Input Voltage:	100-277 VAC, 110-277 VAC
Mounting:	Pole, Overhead, Ceiling, Wall
Mounting Height:	Up to 12m
Zone:	Zone 1, 21 and Zone 2, 22



LED Floodlight - IECEx/ATEX

Wattage Range:	144-212W
Lumen Output Range:	16,000-23,000
Lumens per Watt:	110
Input Voltage:	100-277 VAC, 110-277 VAC
Mounting:	Pole, Overhead, Ceiling, Wall
Mounting Height:	Up to 12m
Zone:	Zone 1, 21 and Zone 2, 22



DISCLAIMER. All product information provided is, to the best of Dialight's knowledge, accurate as of the date of publication. When ordering, refer to www.dialight.com for current versions of: (a) relevant product documentation (including the relevant product data sheets); (b) Dialight terms and conditions of sale; and, (c) the relevant product warranty. To the extent that any contract is deemed formed between Dialight and the purchaser of Dialight products and/or an end-user, versions of documents available at www.dialight.com as at the date of sale shall be the versions incorporated therein. In the event of any discrepancy between this document or information provided at www.dialight.com, the latter shall prevail.

SafeSite® LED Lighting Fixtures

for Hazardous Applications



LED Floodlight

Wattage Range:	135W
Lumen Output Range:	14,750-15,000
Lumens per Watt:	109, 111
Input Voltage:	100-277 VAC
Mounting:	Pole, Wall
Mounting Height:	Up to 15m



LED Area Light

Wattage Range:	24-66W
Lumen Output Range:	3,000-9,000
Lumens per Watt:	Up to 143
Input Voltage:	100-277 VAC, 120-250 VDC
Mounting:	Ceiling, Wall, Pole
Mounting Height:	Up to 10m
Zone:	Zone 1, 21 and Zone 2, 22



LED GRP Linear

Wattage Range:	25-51W
Lumen Output Range:	2,785-5,750
Lumens per Watt:	Up to 123
Input Voltage:	100-277 VAC/120-250 VDC, 230/240 (Emergency)
Mounting:	Ceiling, Wall, Pole



LED Linear

Wattage Range:	33W, 66W
Lumen Output Range:	3,300-6,700
Lumens per Watt:	100, 102
Input Voltage:	100-277 VAC
Mounting:	Overhead, Wall
Mounting Height:	Up to 6m

DISCLAIMER. All product information provided is, to the best of Dialight's knowledge, accurate as of the date of publication. When ordering, refer to www.dialight.com for current versions of: (a) relevant product documentation (including the relevant product data sheets); (b) Dialight terms and conditions of sale; and, (c) the relevant product warranty. To the extent that any contract is deemed formed between Dialight and the purchaser of Dialight products and/or an end-user, versions of documents available at www.dialight.com as at the date of sale shall be the versions incorporated therein. In the event of any discrepancy between this document or information provided at www.dialight.com, the latter shall prevail.

SafeSite® LED Lighting Fixtures

for Hazardous Applications



LED Linear & LED Emergency Linear - Stainless Steel

Wattage Range:	34W, 67W
Lumen Output Range:	2,600-5,100
Lumens per Watt:	81
Input Voltage:	110-250 VAC



230-240 VAC (Emergency)

Mounting:	Overhead, Ceiling, Wall, Pole
Mounting Height:	Up to 6m
Zone:	Zone 1, 21 and Zone 2, 22



LED Bulkhead & LED Emergency Bulkhead

Wattage Range:	22-34W
Lumen Output Range:	1,150-2,125
Lumens per Watt:	55-66 (Standard)
Input Voltage:	100-277 VAC, 24-48 VDC



207-264 VAC (Emergency)

Mounting:	Overhead, Ceiling, Wall, Pole
Mounting Height:	Up to 6m
Zone:	Zone 1, 21 and Zone 2, 22

StreetSense® LED Street Light

for Industrial and Hazardous Area Applications



StreetSense LED Street Light

Wattage Range:	65-252W
Lumen Output Range:	5,500-20,250
Lumens per Watt:	80-85
Input Voltage:	100-277 VAC



StreetSense LED Street Light - IECEx/ATEX



Wattage Range:	65-252W
Lumen Output Range:	5,500-20,250
Lumens per Watt:	80-85
Input Voltage:	100-277 VAC
Zone:	Zone 2

DISCLAIMER. All product information provided is, to the best of Dialight's knowledge, accurate as of the date of publication. When ordering, refer to www.dialight.com for current versions of: (a) relevant product documentation (including the relevant product data sheets); (b) Dialight terms and conditions of sale; and, (c) the relevant product warranty. To the extent that any contract is deemed formed between Dialight and the purchaser of Dialight products and/or an end-user, versions of documents available at www.dialight.com as at the date of sale shall be the versions incorporated therein. In the event of any discrepancy between this document or information provided at www.dialight.com, the latter shall prevail.

Obstruction LED Lighting Solutions

ICAO



Vigilant LED Based ICAO Type A

High Intensity (White / Red) Strobe

Effective Intensity: White Day – 200,000 cd
White Twilight- 20,000 cd
White or Red Night- 2,000 cd

Wattage: White day - 160W
White twilight - 30W
White Night - 23W
Red Night - 30W

Input Voltage: 208-277 VAC



Vigilant LED Based ICAO Type A/Type B

Medium Intensity (White/Red) Strobe - Infrared (IR) available



Effective Intensity: White Day- 20,000 cd
White Night- 2,000 cd
Red Night- 2,000 cd

Wattage: White Day- 36W (system = 75W)
White Night- 4W (system = 10W)
Red Night- 12W (system = 25W)

Input Voltage: 120-240 VAC or +/- 48 VDC



Vigilant LED Based ICAO Type B/Type C

Medium Intensity (Red) Beacon - Infrared (IR) available




Verified to meet CASA requirements under Manual of Standards Part 139 - Aerodromes

Effective Intensity: 2,000 cd

Wattage: 3.3W (16.7% duty cycle)- standard
7.0W (16.7% duty cycle)- IR model
20 flashes per minute with 0.5 sec. on time

Input Voltage: 120-240 VAC or 24-48 VDC



Vigilant LED Based ICAO Type B/Type E

Low Intensity (Red) RTO Side Light - Infrared (IR) available



Effective Intensity: 32.5 cd

Wattage Range: 1.5-9.0W

Input Voltage: 12-48 VDC, 120-240 VAC, 277 VAC



Vigilant LED Based ICAO Type B/Type E

Low Intensity (Red) Side Light



Effective Intensity: 32.5 cd

Wattage Range: 13-24W

Input Voltage: 12-48 VDC, 120 VAC, 230 VAC

DISCLAIMER. All product information provided is, to the best of Dialight's knowledge, accurate as of the date of publication. When ordering, refer to www.dialight.com for current versions of: (a) relevant product documentation (including the relevant product data sheets); (b) Dialight terms and conditions of sale; and, (c) the relevant product warranty. To the extent that any contract is deemed formed between Dialight and the purchaser of Dialight products and/or an end-user, versions of documents available at www.dialight.com as at the date of sale shall be the versions incorporated therein. In the event of any discrepancy between this document or information provided at www.dialight.com, the latter shall prevail.

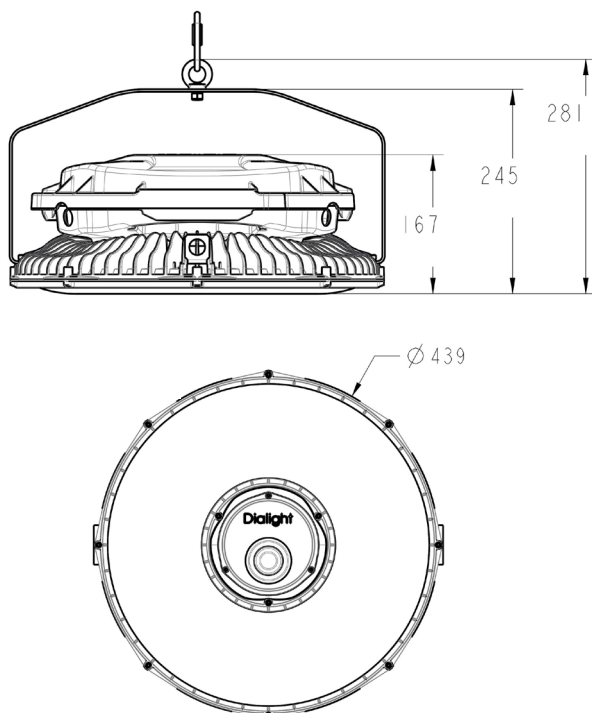
Reliant™ LED High Bay

Technical Specification



Certifications & Ratings

- 10 year warranty
- CE
- RCM*
- IP66
- L70 rated for >100,000 hours @ 55°C
- L90 rated for >100,000 hours @ 25°C



Dimensions in mm

Mechanical Information:

Fixture weight:	9.3 kg
Shipping weight:	12 kg
Box dimensions:	515 x 515 x 350mm

Mounting:

Mounting:	304 stainless steel mounting bracket
-----------	--------------------------------------

Electrical Specifications:

Operating voltage:	100-277 VAC 50/60Hz
Operating temperature:	-40°C to +55°C
Total system power consumption:	See ordering table
EMC:	EN 55015 IEC 61000-3-3 IEC 61547 IEC 61000-4-2 IEC 61000-4-3 IEC 61000-4-6 IEC 61000-4-8 IEC 61000-4-11
Transient protection:	6kV/3kA combination wave, as per IEEE C62.41, line-line and line-ground IEC 61000-4-5 IEC 61000-4-4
THD:	IEC 55015 <20% @ 100-277 VAC
Harmonics:	IEC 61000-3-2, Class C
Power factor:	>0.9 @ 100-277 VAC
Flicker:	IEC 61000-3-3
Dimming:	DALI 1.0 and 2.0 5% 0-10 VDC continuous dimming to 5% Wireless dimming via Dialight IntelliLED controls to 5%
Cable entry:	(3) M20 1.8m cable & plug (Australia only)
Terminals:	5 position, 0.5-4 mm ²
Materials:	
Housing:	Polycarbonate (upper) Aluminium (lower)
Lens:	Acrylic Polycarbonate & glass options available
Hardware:	304 stainless steel
Hook:	304 stainless steel
Fixture finish:	Superior dual coat finish - sealed polyester topcoat - epoxy primer

Gaskets:

Light engine:	Santoprene
---------------	------------

Wiring box:	EPDM
-------------	------

Photometric Information:

CRI:	80
CCT:	4000K (neutral white) 5000K (cool white)

All values typical unless otherwise stated (tolerance +/- 10%)
*Values based on preliminary data awaiting validation or certification.

WARNING - INSTALLATION & SECONDARY RETENTION. Use of any Dialight products without proper installation (including secondary retention / netting) and periodic inspections could cause severe injury or death. Dialight recommends that all installations should use secondary retention / netting (appropriate to the installation environment) where applicable. It is the exclusive responsibility of the contractor, installer and/or end-user to: (a) determine the suitability of the product for its intended application; and, (b) ensure that the product is safely installed (with secondary retention / netting where appropriate) and in compliance with all applicable laws and regulations. To the extent permissible under applicable laws, Dialight disclaims all liability for personal injury and/or other damage resulting from any dislodgment or other dislocation of its products.

Reliant™ LED High Bay

Ordering Information

Australia

Part Number	Fixture Lumen	Wattage	lm/W	CCT	Lens	Beam Distribution	Mounting
DALI Models							
RRE-2MN2-ADH1-AGN	11,100	71	156	4000K (neutral white)	Acrylic	Medium	Hook, 1.8m cable & plug
RRE-2MN2-BDH1-AGN	14,000	91	154	4000K (neutral white)	Acrylic	Medium	Hook, 1.8m cable & plug
RRE-2MN2-CDH1-AGN	17,600	114	154	4000K (neutral white)	Acrylic	Medium	Hook, 1.8m cable & plug
RRE-2MN2-EDH1-AGN	23,800	159	150	4000K (neutral white)	Acrylic	Medium	Hook, 1.8m cable & plug
RRE-2MN2-GDH1-AGN	29,400	191	154	4000K (neutral white)	Acrylic	Medium	Hook, 1.8m cable & plug
RRE-2MN2-JDH1-AGN	35,300	232	152	4000K (neutral white)	Acrylic	Medium	Hook, 1.8m cable & plug

All values typical unless otherwise stated (tolerance +/- 10%).

For additional controls options including occupancy sensor and IntelliLED wireless controls, contact a Dialight sales representative.

Asia

Part Number	Fixture Lumen	Wattage	lm/W	CCT	Lens	Beam Distribution	Mounting
DALI Models							
RRE-2MC2-ADHN-NGN	11,300	71	159	5000K (cool white)	Acrylic	Medium	Hook
RRE-2MC2-BDHN-NGN	14,300	91	157	5000K (cool white)	Acrylic	Medium	Hook
RRE-2MC2-CDHN-NGN	18,000	114	158	5000K (cool white)	Acrylic	Medium	Hook
RRE-2MC2-EDHN-NGN	24,300	159	153	5000K (cool white)	Acrylic	Medium	Hook
RRE-2MC2-GDHN-NGN	30,000	191	157	5000K (cool white)	Acrylic	Medium	Hook
RRE-2MC2-JDHN-NGN	36,000	232	155	5000K (cool white)	Acrylic	Medium	Hook

All values typical unless otherwise stated (tolerance +/- 10%).

For additional controls options including occupancy sensor and IntelliLED wireless controls, contact a Dialight sales representative or see spec sheet.

Australia & Asia Accessories

Part Number	Description
HBXCAB48	1.2m long stainless steel safety rope (for use with safety bracket)
RR-WIRELESS-1	IntelliLED wireless controls - basic
RR-WS-OCC-212	Wattstopper FSP 212 (center mounted) occupancy and daylight harvesting sensor

Accessories



HBXCAB48



RR-WIRELESS-1



RR-WS-OCC-212

DISCLAIMER. All product information provided is, to the best of Dialight's knowledge, accurate as of the date of publication. When ordering, refer to www.dialight.com for current versions of: (a) relevant product documentation (including the relevant product data sheets); (b) Dialight terms and conditions of sale; and, (c) the relevant product warranty. To the extent that any contract is deemed formed between Dialight and the purchaser of Dialight products and/or an end-user, versions of documents available at www.dialight.com as at the date of sale shall be the versions incorporated therein. In the event of any discrepancy between this document or information provided at www.dialight.com, the latter shall prevail.

Vigilant® LED High Bay - CE

Technical Specifications



Ratings and Certifications

- 10 year warranty
- L70 >150,000 hours @ 25°C ambient
- CE / ENEC / RCM / UL
- IP66
- IK05 (acrylic lens) / IK06 (glass lens) / IK10 (polycarbonate lens)
- D-Marking to EN60598 2-24
- 0-10 V dimming as standard

*All features not available on every model. Please refer to product part number pages for model specifics.

Mechanical Information

Fixture weight:	10.1 kg (22 lb)
Shipping weight:	12.6 kg (28 lb)
Mounting:	Hook (supplied) or swivel bracket (sold separately) Secondary retention option available
Cabling:	1.8m H07RN-F power cord

Specifications

Voltage options:	100-277 VAC, 120-250 VDC	Housing:	Copper-free aluminum
Operating temp:	-40°C to +65°C	Lens:	Tempered glass Polycarbonate (flat or dome) Acrylic (flat)
Power factor:	>0.9	Finish:	Superior dual coat finish - Sealed polyester topcoat - Chemical-resistant epoxy primer
THD:	<20%	CRI:	80
Surge protection:	Protection devices capable of handling up to 6kV. Tested for 6kV/2 ohm combination wave, as per IEEE C62.41, line-line and line-ground	CCT:	5000K (cool white) 4000K (neutral white) 2700K (warm white)

Comparison

	Warranty	L70
Dialight LED High Bay	10yr	>150,000
Metal Halide	1	15,000
High Pressure Sodium	1	20,000

Lumens

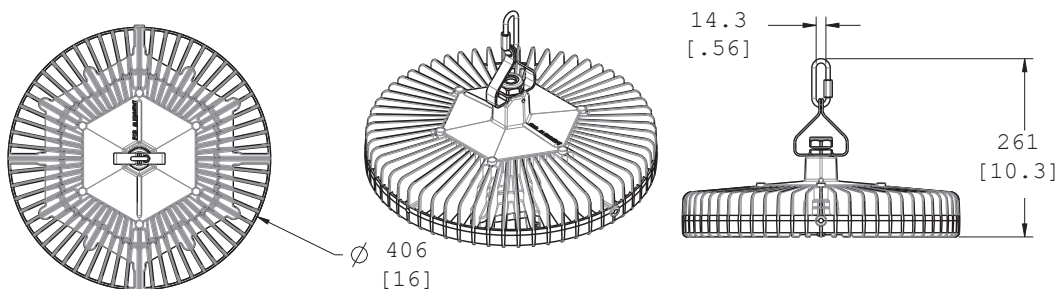
Wattage

lm/W

Mounting Heights

25,250	186	135	12m
			↑↓
9,950	80	124	5m

Dimensions



Dimension in mm [inches]

WARNING - INSTALLATION & SECONDARY RETENTION. Use of any Dialight products without proper installation (including secondary retention / netting) and periodic inspections could cause severe injury or death. Dialight recommends that all installations should use secondary retention / netting (appropriate to the installation environment) where applicable. It is the exclusive responsibility of the contractor, installer and/or end-user to: (a) determine the suitability of the product for its intended application; and, (b) ensure that the product is safely installed (with secondary retention / netting where appropriate) and in compliance with all applicable laws and regulations. To the extent permissible under applicable laws, Dialight disclaims all liability for personal injury and/or other damage resulting from any dislodgment or other dislocation of its products.

Vigilant® LED High Bay - CE

Australia Order Codes

Part Number	Fixture Lumens	Wattage	lm/W	Voltage	Colour Temperature (CCT)	Beam Distribution
CE - Slim Body - Glass Lens - HEE7						
HEE7MN2ANH-VZGN	11,000	81	138	100-277 VAC, 120-250 VDC	4000K (neutral white)	Medium
HEE7MN2BNH-VZGN	13,750	102	115	100-277 VAC, 120-250 VDC	4000K (neutral white)	Medium
HEE7MN2CNH-VZGN	18,000	129	154	100-277 VAC, 120-250 VDC	4000K (neutral white)	Medium
HEE7MN2ENH-VZGN	26,200	186	154	100-277 VAC, 120-250 VDC	4000K (neutral white)	Medium
HEE7MC2ANH-VZGN	11,000	81	138	100-277 VAC, 120-250 VDC	5000K (cool white)	Medium
HEE7MC2BNH-VZGN	14,250	102	140	100-277 VAC, 120-250 VDC	5000K (cool white)	Medium
HEE7MC2CNH-VZGN	19,500	129	151	100-277 VAC, 120-250 VDC	5000K (cool white)	Medium
HEE7MC2ENH-VZGN	26,250	186	141	100-277 VAC, 120-250 VDC	5000K (cool white)	Medium
CE - Slim Body - Acrylic Lens - HEE2						
HEE2MN2ANH-VZGN	10,500	81	131	100-277 VAC, 120-250 VDC	4000K (neutral white)	Medium
HEE2MN2BNH-VZGN	13,250	102	130	100-277 VAC, 120-250 VDC	4000K (neutral white)	Medium
HEE2MN2CNH-VZGN	18,000	129	140	100-277 VAC, 120-250 VDC	4000K (neutral white)	Medium
HEE2MN2ENH-VZGN	24,500	186	132	100-277 VAC, 120-250 VDC	4000K (neutral white)	Medium
HEE2MC2ANH-VZGN	10,750	81	134	100-277 VAC, 120-250 VDC	5000K (cool white)	Medium
HEE2MC2BNH-VZGN	13,750	102	134	100-277 VAC, 120-250 VDC	5000K (cool white)	Medium
HEE2MC2CNH-VZGN	18,000	129	145	100-277 VAC, 120-250 VDC	5000K (cool white)	Medium
HEE2MC2ENH-VZGN	24,500	186	133	100-277 VAC, 120-250 VDC	5000K (cool white)	Medium
CE - Slim Body - Acrylic Lens - HEEL						
HEELMN2ANH-VZGN	9,950	81	124	100-277 VAC, 120-250 VDC	4000K (neutral white)	Medium
HEELMN2BNH-VZGN	12,750	102	125	100-277 VAC, 120-250 VDC	4000K (neutral white)	Medium
HEELMN2CNH-VZGN	17,500	129	136	100-277 VAC, 120-250 VDC	4000K (neutral white)	Medium
HEELMN2ENH-VZGN	23,750	186	128	100-277 VAC, 120-250 VDC	4000K (neutral white)	Medium
HEELMC2ANH-VZGN	10,250	81	128	100-277 VAC, 120-250 VDC	5000K (cool white)	Medium
HEELMC2BNH-VZGN	13,250	102	130	100-277 VAC, 120-250 VDC	5000K (cool white)	Medium
HEELMC2CNH-VZGN	18,000	129	140	100-277 VAC, 120-250 VDC	5000K (cool white)	Medium
HEELMC2ENH-VZGN	24,500	186	132	100-277 VAC, 120-250 VDC	5000K (cool white)	Medium

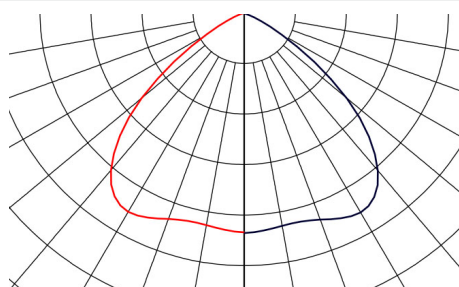
All values typical unless otherwise stated (tolerance +/- 10%).

For additional controls options including IntelliLED wireless controls, contact a Dialight sales representative for spec sheet.

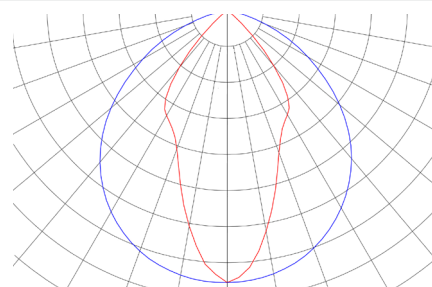
Part numbers listed in **bold** are typically available in stock.

Please see made to order options page 19 for more models available.

Beam Distribution



Medium



Oval

DISCLAIMER. All product information provided is, to the best of Dialight's knowledge, accurate as of the date of publication. When ordering, refer to www.dialight.com for current versions of: (a) relevant product documentation (including the relevant product data sheets); (b) Dialight terms and conditions of sale; and, (c) the relevant product warranty. To the extent that any contract is deemed formed between Dialight and the purchaser of Dialight products and/or an end-user, versions of documents available at www.dialight.com as at the date of sale shall be the versions incorporated therein. In the event of any discrepancy between this document or information provided at www.dialight.com, the latter shall prevail.

Vigilant® LED High Bay - UL

Technical Specifications



Ratings and Certifications

- 10 year warranty
- L70 >150,000 hours @ 25°C ambient
- UL 1598/A (wet locations)
- IP66/67
- NEMA 4X
- Up to 145 lm/W
- 0-10 V dimming as standard

*All features not available on every model. Please refer to product part number pages for model specifics.

Mechanical Information

Fixture weight:	20 lb (9.1 kg)
Shipping weight:	26 lb (11.8 kg)
Mounting:	Hook or 3/4" NPT Secondary retention option available
Cabling:	18 AWG STOOW

Specifications

Voltage options:	100-277 VAC, 120-250 VDC	Housing:	Copper-free aluminum
Operating temp:	-40°C to +65°C	Lens:	Tempered glass Polycarbonate (flat or dome) Acrylic (flat)
Power factor:	>0.9	Finish:	Superior dual coat finish - Sealed polyester topcoat - Chemical-resistant epoxy primer
THD:	<20%	CRI:	80
Surge protection:	Protection devices capable of handling up to 10kv. Tested for 6kv/2 ohm combination wave, as per IEEE C62.41, line-line and line-ground	CCT:	5000K (cool white) 4000K (neutral white) 2700K (warm white)

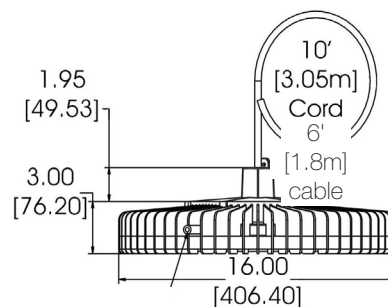
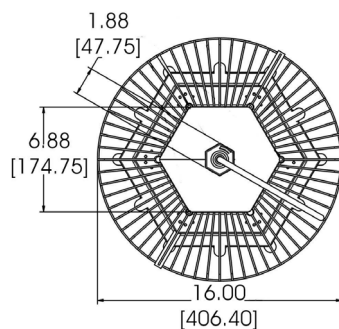
Comparison

	Warranty	L70
Dialight LED High Bay	10yr	>150,000
Metal Halide	1	15,000
High Pressure Sodium	1	20,000

Lumens Wattage lm/W Mounting Heights

25,250	186	135	12m
			↕
11,000	80	137	5m

Dimensions



Dimension in inches [mm]

WARNING - INSTALLATION & SECONDARY RETENTION. Use of any Dialight products without proper installation (including secondary retention / netting) and periodic inspections could cause severe injury or death. Dialight recommends that all installations should use secondary retention / netting (appropriate to the installation environment) where applicable. It is the exclusive responsibility of the contractor, installer and/or end-user to: (a) determine the suitability of the product for its intended application; and, (b) ensure that the product is safely installed (with secondary retention / netting where appropriate) and in compliance with all applicable laws and regulations. To the extent permissible under applicable laws, Dialight disclaims all liability for personal injury and/or other damage resulting from any dislodgment or other dislocation of its products.

Vigilant® LED High Bay - UL

Asia Order Codes

Part Number	Legacy Part Number	Fixture Lumens	Wattage	lm/W	Voltage	Colour Temperature (CCT)	Lens	Beam Distribution
UL - 3/4" NPT Models - Neutral White								
HEU7MN2ANN-WNGN	HEGMN4DN-SNG	11,000	80	138	100 - 277 VAC	Neutral White 4000K	Clear Tempered Glass	Medium
HEU7MN2BNN-WNGN	HEGMN4GN-SNG	13,750	102	135	100 - 277 VAC	Neutral White 4000K	Clear Tempered Glass	Medium
HEU7MN2CNN-WNGN	HEGMN4KN-SNG	18,750	129	145	100 - 277 VAC	Neutral White 4000K	Clear Tempered Glass	Medium
HEU7MN2ENN-WNGN	HEGMN4PN-SNG	25,250	186	136	100 - 277 VAC	Neutral White 4000K	Clear Tempered Glass	Medium
UL - 3/4" NPT Models - Cool White								
HEU7MC2ANN-WNGN	HEGMC4DN-SNG	11,250	80	141	100 - 277 VAC	Cool White 5000K	Clear Tempered Glass	Medium
HEU7MC2BNN-WNGN	HEGMC4GN-SNG	14,250	102	140	100 - 277 VAC	Cool White 5000K	Clear Tempered Glass	Medium
HEU7MC2CNN-WNGN	HEGMC4KN-SNG	19,500	129	151	100 - 277 VAC	Cool White 5000K	Clear Tempered Glass	Medium
HEU7MC2ENN-WNGN	HEGMC4PN-SNG	26,250	186	141	100 - 277 VAC	Cool White 5000K	Clear Tempered Glass	Medium
UL - 3/4" NPT Models - Neutral White								
HEU2MN2ANN-WNGN	HE1MN4DN-SNG	10,500	80	131	100 - 277 VAC	Neutral White 4000K	Clear Acrylic	Medium
HEU2MN2BNN-WNGN	HE1MN4GN-SNG	13,250	102	130	100 - 277 VAC	Neutral White 4000K	Clear Acrylic	Medium
HEU2MN2CNN-WNGN	HE1MN4KN-SNG	18,000	129	140	100 - 277 VAC	Neutral White 4000K	Clear Acrylic	Medium
HEU2MN2ENN-WNGN	HE1MN4PN-SNG	24,500	186	132	100 - 277 VAC	Neutral White 4000K	Clear Acrylic	Medium
UL - 3/4" NPT Models - Cool White								
HEU2MC2ANN-WNGN	HE1MC4DN-SNG	10,750	80	134	100 - 277 VAC	Cool White 5000K	Clear Acrylic	Medium
HEU2MC2BNN-WNGN	HE1MC4GN-SNG	13,750	102	135	100 - 277 VAC	Cool White 5000K	Clear Acrylic	Medium
HEU2MC2CNN-WNGN	HE1MC4KN-SNG	18,750	129	145	100 - 277 VAC	Cool White 5000K	Clear Acrylic	Medium
HEU2MC2ENN-WNGN	HE1MC4PN-SNG	25,250	186	145	100 - 277 VAC	Cool White 5000K	Clear Acrylic	Medium

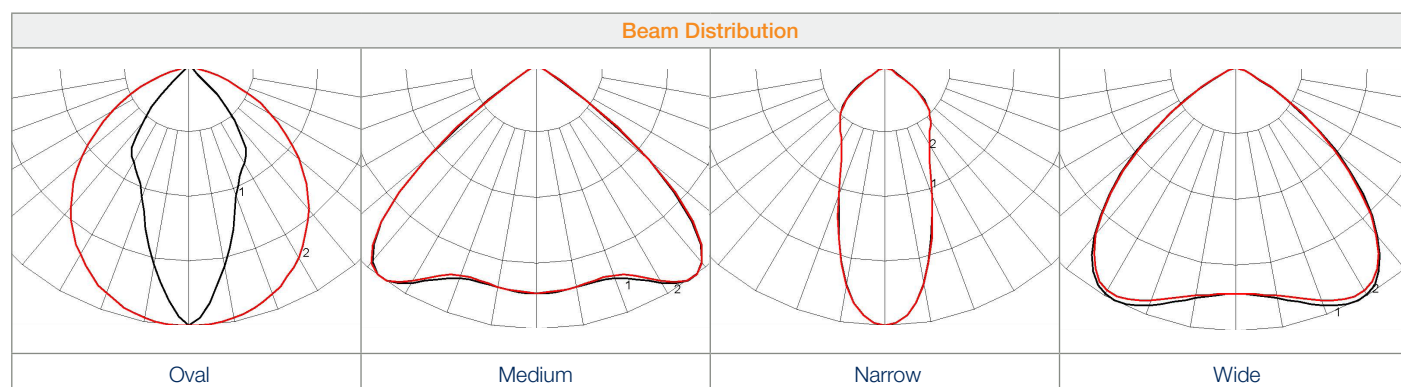
All values typical unless otherwise stated (tolerance +/- 10%).

For additional controls options including IntelliLED wireless controls, contact a Dialight sales representative for spec sheet.

Part numbers listed in **bold** are typically available in stock.

Please see made to order options page 19 for more models available.

Historical part number provided for reference only. For performance characteristics of historical product, please contact your local representative.



DISCLAIMER. All product information provided is, to the best of Dialight's knowledge, accurate as of the date of publication. When ordering, refer to www.dialight.com for current versions of: (a) relevant product documentation (including the relevant product data sheets); (b) Dialight terms and conditions of sale; and, (c) the relevant product warranty. To the extent that any contract is deemed formed between Dialight and the purchaser of Dialight products and/or an end-user, versions of documents available at www.dialight.com as at the date of sale shall be the versions incorporated therein. In the event of any discrepancy between this document or information provided at www.dialight.com, the latter shall prevail.

Vigilant® LED High Bay - CE/UL

Accessories



HBXW3

- Aluminium swivel bracket

HBXW3-SS

- 316 stainless steel swivel bracket




HBXW3-SSL-316M

- 316 stainless steel adjustable locking bracket



HBXCAB48

- 48" long stainless steel safety rope (for use with safety retention tabs)



HBXSBK

- LED High Bay textured flat lens

HBXSBL

- LED High Bay sacrificial flat lens



HBXSBDK

- LED High Bay textured dome lens

HBXSBDL

- LED High Bay sacrificial dome lens



HBXGS

- Glare shield- grey (RAL7001) powder coated spun aluminium (interior use only, for use with flat lens options)



HBXW3-SSL-316FTM

- 316 stainless steel forward throw bracket



HBXDC

- 21° slope dust cover



HBXCG

- Cable gland



HBXW2

- Swivel bracket and cable gland

HBXW3

- Swivel bracket



HBXSB

- 316 stainless steel safety retention tabs (4x)




HBXDUALBRCKT

- Dual bracket



HBXCU

- Ceiling / wall mount



HBXFLAG-Y HBXFLAG-O

- Yellow aluminium
- Orange aluminium



HBXREF16

- Acrylic reflector
- Field retro-fit kit
- Not applicable for use with a dome lens



H6X-H

- Hook option for 347/480 VAC transformer models



HBXH

- Hook



HBXL

- Loop

DISCLAIMER. All product information provided is, to the best of Dialight's knowledge, accurate as of the date of publication. When ordering, refer to www.dialight.com for current versions of: (a) relevant product documentation (including the relevant product data sheets); (b) Dialight terms and conditions of sale; and, (c) the relevant product warranty. To the extent that any contract is deemed formed between Dialight and the purchaser of Dialight products and/or an end-user, versions of documents available at www.dialight.com as at the date of sale shall be the versions incorporated therein. In the event of any discrepancy between this document or information provided at www.dialight.com, the latter shall prevail.

Vigilant® LED High Bay - CE/UL

Ordering Options

Product Type <ul style="list-style-type: none"> Integrated Pendant Wiring Box High Bay 3/4" NPT - Standard Integrated Hexagon Wiring Box High Bay Hooked - Standard 	CCT & CRI <ul style="list-style-type: none"> Cool White 5000K - 80 CRI Neutral White 4000K - 80 CRI Warm White 2700K - 80 CRI 	Controls <ul style="list-style-type: none"> Non Dimming Dimming (0-10 VDC) Occupancy Sensor 	Electrical Accessories <ul style="list-style-type: none"> Plug NEMA Type L5-15 (Non Dimmable) Plug NEMA Type L5-20 (Non Dimmable) Plug NEMA Type L6-15 (Non Dimmable) Plug NEMA Type L6-20 (Non Dimmable) Plug NEMA Type L7-15 (Non Dimmable) Plug NEMA Type L7-20 (Non Dimmable) Connector Reloc OCS12010WH (Non Dimmable) Connector Reloc OCS20810WH (Non Dimmable) Connector Reloc OCS27710WH (Non Dimmable) UL Standard No Plug CE Standard 3-Pin AU plug
Certification <ul style="list-style-type: none"> UL 1598/A, CSA 22.2 No. 250 CE / RCM 	Operating Voltage <ul style="list-style-type: none"> 100-277 VAC / 120-250 VDC 347-480 VAC Step Down Transformer (passive only) 480 VAC (passive only) 347 VAC (passive only) 	Mounting Options <ul style="list-style-type: none"> Hook/Loop Pendant 3/4" NPT Pendant 3/4" NPT with Safety Retention Tabs Hook with Safety Retention Tabs 	
Lens Material <ul style="list-style-type: none"> Acrylic - Clear Polycarbonate - Clear Polycarbonate - Diffused Glass - Clear Polycarbonate Dome - Diffused Power Wash Glass - Clear Power Wash Polycarbonate - Clear <p>*All lens options flat except L</p>	Lumen Type <ul style="list-style-type: none"> 10,500 Lumens 13,250 Lumens 17,500 Lumens 26,000 Lumens 	Power Cable Length <ul style="list-style-type: none"> No Power Cable (HC & HW only) 6' [1.8 meter] Power Cable 10' [3 meter] Power Cable 	Coatings <ul style="list-style-type: none"> Gray (RAL 7040) Orange White
Beam Distribution <ul style="list-style-type: none"> Oval Medium Narrow Wide 			

DISCLAIMER. All product information provided is, to the best of Dialight's knowledge, accurate as of the date of publication. When ordering, refer to www.dialight.com for current versions of: (a) relevant product documentation (including the relevant product data sheets); (b) Dialight terms and conditions of sale; and, (c) the relevant product warranty. To the extent that any contract is deemed formed between Dialight and the purchaser of Dialight products and/or an end-user, versions of documents available at www.dialight.com as at the date of sale shall be the versions incorporated therein. In the event of any discrepancy between this document or information provided at www.dialight.com, the latter shall prevail.

Vigilant® LED Low Bay - CE

Technical Specifications



Ratings and Certifications

- 10 year warranty
- L70 >150,000 hours @ 25°C ambient
- CE / ENEC / RCM
- IP66
- IK05 (acrylic lens) / IK06 (glass lens) / IK10 (polycarbonate lens)
- D-Marking to EN60598 2-24
- 0-10 V dimming as standard

*All features not available on every model. Please refer to product part number pages for model specifics.

Mechanical Information

Fixture weight:	8.2 kg (18 lb)
Shipping weight:	10.9 kg (24 lb)
Mounting:	Hook or swivel bracket Secondary retention option available
Cabling:	1.8m H07RN-F power cord or 3x M25 junction box with controls terminals

Specifications

Voltage options:	100-277 VAC, 120-250 VDC	Housing:	Copper-free aluminum
Operating temp:	-40°C to +65°C	Lens:	Polycarbonate dome
Power factor:	>0.9	Finish:	Superior dual coat finish - Sealed polyester topcoat - Chemical-resistant epoxy primer
THD:	<20%	CRI:	80
Surge protection:	Protection devices capable of handling up to 6kV. Tested for 6kV/2 ohm combination wave, as per IEEE C62.41, line-line and line-ground	CCT:	5000K (cool white) 4000K (neutral white) 2700K (warm white)

Comparison

	Warranty	L70
Dialight LED Low Bay	10yr	>150,000
Metal Halide	1	15,000
High Pressure Sodium	1	20,000

Lumens

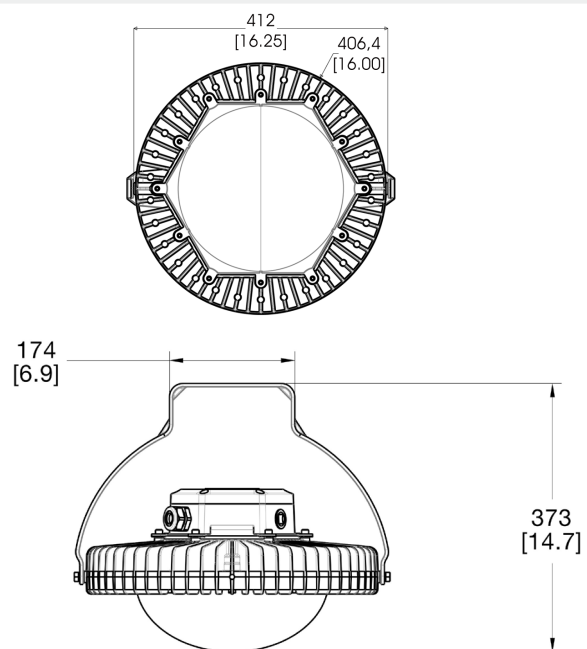
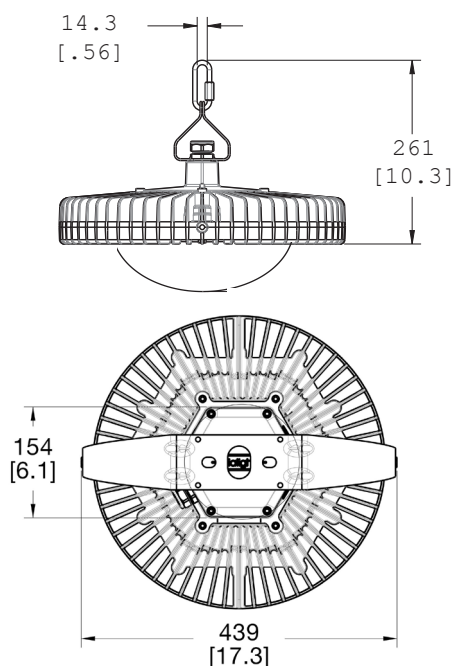
Lumens	Wattage	lm/W	Mounting Heights
8,750	80	109	Up to 7m

Wattage

lm/W

Mounting Heights

Dimensions



Dimension in mm [inches]

WARNING - INSTALLATION & SECONDARY RETENTION. Use of any Dialight products without proper installation (including secondary retention / netting) and periodic inspections could cause severe injury or death. Dialight recommends that all installations should use secondary retention / netting (appropriate to the installation environment) where applicable. It is the exclusive responsibility of the contractor, installer and/or end-user to: (a) determine the suitability of the product for its intended application; and, (b) ensure that the product is safely installed (with secondary retention / netting where appropriate) and in compliance with all applicable laws and regulations. To the extent permissible under applicable laws, Dialight disclaims all liability for personal injury and/or other damage resulting from any dislodgment or other dislocation of its products.

Vigilant® LED Low Bay - CE

Australia Order Codes

Current Part Number	Historic Part Number	Fixture Lumens	Wattage	lm/W	Voltage	Colour Temperature (CCT)	Lens	Beam Distribution
CE - Standard Model with Hook								
LEELUN29NH-VZGN	LBW1C1DAUH	8,750	80	109	100-277 VAC, 120-250 VDC	4000K (neutral white)	Polycarbonate	Wide
CE - Integrated Wiring Box Model with Bracket								
LWELUN29DA-NNGN		8,750	80	109	100-277 VAC, 120-250 VDC	4000K (neutral white)	Polycarbonate	Wide

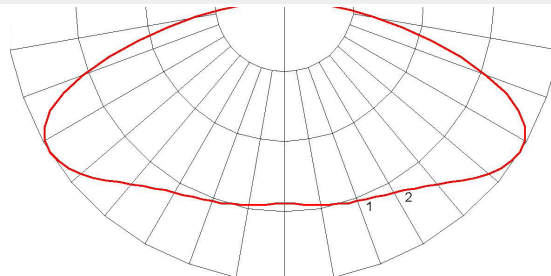
All values typical unless otherwise stated (tolerance +/- 10%).

Part numbers listed in **bold** are typically available in stock.

Please see made to order options page 25 for more models available.

Historical part number provided for reference only. For performance characteristics of historical product, please contact your local representative.

Beam Distribution



Ultra Wide

Vigilant® LED Low Bay - UL

Technical Specifications



Ratings and Certifications

- 10 year warranty
- L70 >150,000 hours @ 25°C ambient
- UL 1598/A (wet locations)
- IP66/67
- NEMA 4X
- Up to 109 lm/W
- 0-10 V dimming as standard

*All features not available on every model. Please refer to product part number pages for model specifics.

Mechanical Information

Fixture weight:	20 lb (9.1 kg)
Shipping weight:	26 lb (11.8 kg)
Mounting:	Hook or 3/4" NPT or swivel bracket Secondary retention option available
Cabling:	3m power cable or 3 x 3/4" NPT junction box with controls terminals

Specifications

Voltage options:	100-277 VAC, 120-250 VDC	Housing:	Copper-free aluminum
Operating temp:	-40°C to +65°C	Lens:	Tempered glass Polycarbonate (flat or dome) Acrylic (flat)
Power factor:	>0.9	Finish:	Superior dual coat finish - Sealed polyester topcoat - Chemical-resistant epoxy primer
THD:	<20%	CRI:	80
Surge protection:	Protection devices capable of handling up to 10kv. Tested for 6kv/2 ohm combination wave, as per IEEE C62.41, line-line and line-ground	CCT:	5000K (cool white) 4000K (neutral white) 2700K (warm white)

Comparison

	Warranty	L70
Dialight LED High Bay	10yr	>150,000
Metal Halide	1	15,000
High Pressure Sodium	1	20,000

Lumens

Wattage

lm/W

Mounting Heights

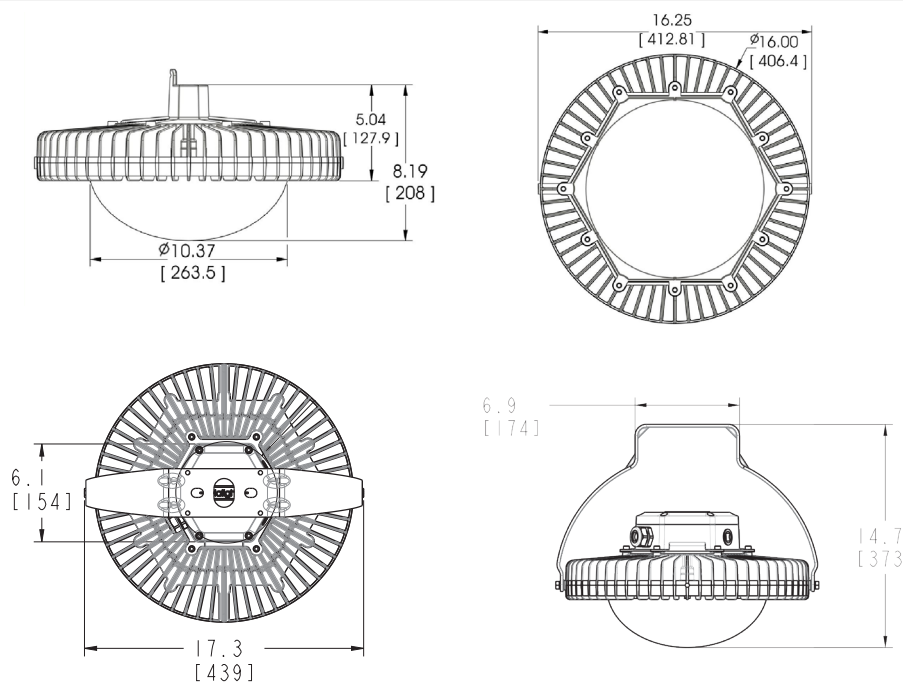
8,750

80

109

10m - 5m

Dimensions



Dimension in inches [mm]

WARNING - INSTALLATION & SECONDARY RETENTION. Use of any Dialight products without proper installation (including secondary retention / netting) and periodic inspections could cause severe injury or death. Dialight recommends that all installations should use secondary retention / netting (appropriate to the installation environment) where applicable. It is the exclusive responsibility of the contractor, installer and/or end-user to: (a) determine the suitability of the product for its intended application; and, (b) ensure that the product is safely installed (with secondary retention / netting where appropriate) and in compliance with all applicable laws and regulations. To the extent permissible under applicable laws, Dialight disclaims all liability for personal injury and/or other damage resulting from any dislodgment or other dislocation of its products.

Vigilant® LED Low Bay - UL

Asia Order Codes

Current Part Number	Historic Part Number	Fixture Lumens	Wattage	lm/W	Voltage	Colour Temperature (CCT)	Lens	Beam Distribution
UL - Standard Model								
LEULUN29NN-WNGN	HBWN4L	8,750	80	109	100-277 VAC, 120-250 VDC	4000K (neutral white)	Polycarbonate	Wide
UL - Integrated Wiring Box Model with Bracket								
LWULUN29DA-NNGN		8,750	80	109	100-277 VAC, 120-250 VDC	4000K (neutral white)	Polycarbonate	Wide

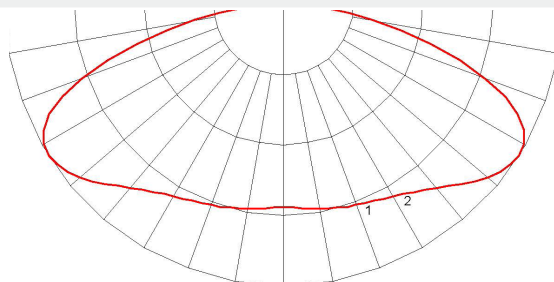
All values typical unless otherwise stated (tolerance +/- 10%).

Part numbers listed in **bold** are typically available in stock.

Please see made to order options page 25 for more models available.

Historical part number provided for reference only. For performance characteristics of historical product, please contact your local representative.

Beam Distribution



Ultra Wide

Vigilant® LED Low Bay - CE/UL

Accessories



HBXW3

- Aluminium swivel bracket

HBXW3-SS

- 316 stainless steel swivel bracket



HBXW3-SSL-316M

- 316 stainless steel bracket



HBXCAB48

- 48" long stainless steel safety rope (for use with safety retention tabs)



HBXSBK

- Sand blast kit (flat lens)

HBXSBL

- Sacrificial flat lens



HBXSBDK

- Textured dome lens

HBXSBDL

- Sacrificial dome lens



HBXGS

- Glare shield (interior use only, for use with flat lens options)



HBXCU

- Ceiling / wall mount



HBXSB

- 316 stainless steel safety retention tabs (4x)



HBXDUALBRCKT

- Dual bracket



HBXFLAG-Y

HBXFLAG-O

- Yellow aluminum
- Orange aluminum

DISCLAIMER. All product information provided is, to the best of Dialight's knowledge, accurate as of the date of publication. When ordering, refer to www.dialight.com for current versions of: (a) relevant product documentation (including the relevant product data sheets); (b) Dialight terms and conditions of sale; and, (c) the relevant product warranty. To the extent that any contract is deemed formed between Dialight and the purchaser of Dialight products and/or an end-user, versions of documents available at www.dialight.com as at the date of sale shall be the versions incorporated therein. In the event of any discrepancy between this document or information provided at www.dialight.com, the latter shall prevail.

Vigilant® LED Low Bay - CE/UL

Ordering Options

Product Type <ul style="list-style-type: none"> Integrated Pendant Wiring Box Low Bay - Standard Integrated Hexagon Wiring Box 	CCT & CRI <ul style="list-style-type: none"> Cool White 5000K - 80 CRI Neutral White 4000K - 80 CRI Warm White 2700K - 80 CRI 	Controls <ul style="list-style-type: none"> Non Dimming Dimming (0-10 VDC) Occupancy Sensor 	Electrical Accessories <ul style="list-style-type: none"> Plug NEMA Type L5-15 (Non Dimmable) Plug NEMA Type L5-20 (Non Dimmable) Plug NEMA Type L6-15 (Non Dimmable) Plug NEMA Type L6-20 (Non Dimmable) Plug NEMA Type L7-15 (Non Dimmable) Plug NEMA Type L7-20 (Non Dimmable) Connector Reloc OCS12010WH (Non Dimmable) Connector Reloc OCS20810WH (Non Dimmable) Connector Reloc OCS27710WH (Non Dimmable) UL Standard No Plug CE Standard 3-Pin AU plug
Certification <ul style="list-style-type: none"> UL 1598/A CE / RCM 	Operating Voltage <ul style="list-style-type: none"> 347-480 VAC Step Down Transformer (Low Bay only) 100-277 VAC / 120-250 VDC 	Mounting Options <ul style="list-style-type: none"> Hook/Loop Pendant 3/4" NPT Pendant 3/4" NPT with Safety Retention Tabs Hook with Safety Retention Tabs 	
Lens Material <ul style="list-style-type: none"> Acrylic - Clear Polycarbonate - Clear Polycarbonate - Diffused Polycarbonate Dome - Diffused Glass - Clear 	Lumen Type <ul style="list-style-type: none"> 4,000 Lumens 6,000 Lumens 9,000 Lumens 14,000 Lumens 18,000 Lumens 	Power Cable Length <ul style="list-style-type: none"> No Power Cable (HC & HW only) 6' [1.8 meter] Power Cable 10' [3 meter] Power Cable 	Coatings <ul style="list-style-type: none"> Gray (RAL 7040) Orange White
Beam Distribution <ul style="list-style-type: none"> Ultra Wide 			

DISCLAIMER. All product information provided is, to the best of Dialight's knowledge, accurate as of the date of publication. When ordering, refer to www.dialight.com for current versions of: (a) relevant product documentation (including the relevant product data sheets); (b) Dialight terms and conditions of sale; and, (c) the relevant product warranty. To the extent that any contract is deemed formed between Dialight and the purchaser of Dialight products and/or an end-user, versions of documents available at www.dialight.com as at the date of sale shall be the versions incorporated therein. In the event of any discrepancy between this document or information provided at www.dialight.com, the latter shall prevail.

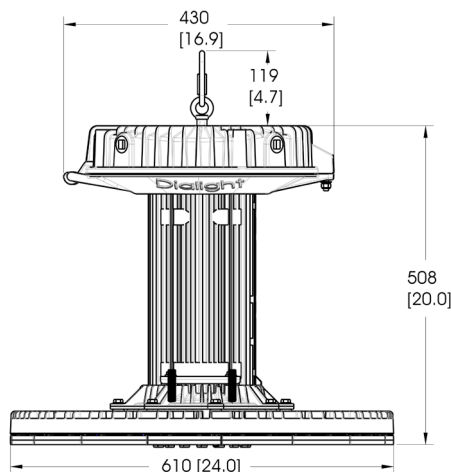
Vigilant® LED High Bay - High Output

Standard Models



Certifications & Ratings

- CE
- EN 55015:2013
- EN 60598:2008
- EN 61547:2009
- EN 62471:2008
- ENEC
- RCM
- UL 1598/A
- IK06 to EN50102
- IP66/67



Dimensions in mm [inches]

Mechanical Information:

120-277 VAC model	
complete fixture weight:	28.6 kg (63.1 lbs)
Wiring box:	3.2 kg (7.1 lbs) [mount first]
Light engine (base):	25.4 kg (56.0 lbs) [mount last]
Shipping weight:	37.5 kg (82.6 lbs)
415 VAC model	
complete fixture weight:	35.8 kg (79 lbs)
Wiring box:	10.4 kg (23 lbs) [mount first]
Light engine (base):	25.4 kg (56.0 lbs) [mount last]
Shipping weight:	44.7 kg (98.6 lbs)

Note that the wire box is installed separately from the housing. This allows single installer for fixtures.

Box dimensions (cm):	Length - 64, Width - 56.5, Height - 72.7
Mounting:	Hook mount Secondary retention standard
Cable entry:	(4) M25 - sides
Terminals:	5 position, 0.5-4 mm ²

Materials:

Housing:	Die cast aluminium alloy A360
Hardware:	18-8 stainless steel
Hook:	304 stainless steel
Safety shackle:	304 stainless steel
Safety rope:	Optional 316 stainless steel safety rope, 304 stainless steel crimp

Gaskets:

Light engine:	Santoprene
Wiring box:	Silicone
Power supply (ends):	EPDM
Lens:	Tempered glass, acrylic or UV stabilized polycarbonate
Fixture finish:	Superior dual coat finish - Sealed polyester topcoat - Chemical-resistant epoxy primer

Electrical Specifications:

Operating voltage:	120-277 VAC, 50/60 Hz 415 VAC
Operating temperature:	-40°C to +65°C (-40°F to +149°F)
Total system power consumption:	See table
EMC:	EN 62493: 2015, EN 61547: 2009, EN 61000-3-2: 2015, EN 61000-3-3: 2013
Transient protection:	6kV/3kA combination wave, as per IEEE C62.41, line-line and line-ground
THD:	EN55015:2013 < 20%
Harmonics:	IEC 61000-3-2, Class C
Power factor:	> 0.9

Variable Dimming:

Variable dimming control:	0-10 VDC
Dimming range:	10 VDC = 100% light output 0 VDC = 5% light output

Photometric Information:

CRI:	80
CCT:	5000K (cool white) 4000K (neutral white)

All values typical unless otherwise stated (tolerance +/- 10%)

WARNING - INSTALLATION & SECONDARY RETENTION. Use of any Dialight products without proper installation (including secondary retention / netting) and periodic inspections could cause severe injury or death. Dialight recommends that all installations should use secondary retention / netting (appropriate to the installation environment) where applicable. It is the exclusive responsibility of the contractor, installer and/or end-user to: (a) determine the suitability of the product for its intended application; and, (b) ensure that the product is safely installed (with secondary retention / netting where appropriate) and in compliance with all applicable laws and regulations. To the extent permissible under applicable laws, Dialight disclaims all liability for personal injury and/or other damage resulting from any dislodgment or other dislocation of its products.

Ordering Information

Vigilant® LED High Bay - High Output - Standard Models



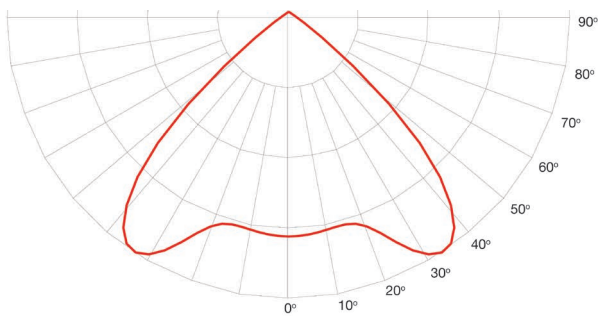
Part Number	Fixture Lumen	Watt	lm/W	IP Rating	Voltage	CCT	Lens	Beam Distribution
CE Standard Models - 120-277 VAC								
H6E-7NN2-KDHN-NGN	45,000	309	146	IP66/67	120-277 VAC	4000K (neutral white)	Glass	Narrow
H6E-7MN2-KDHN-NGN	45,000	309	146	IP66/67	120-277 VAC	4000K (neutral white)	Glass	Medium
H6E-7NN2-NDHN-NGN	60,000	414	145	IP66/67	120-277 VAC	4000K (neutral white)	Glass	Narrow
H6E-7MN2-NDHN-NGN	60,000	414	145	IP66/67	120-277 VAC	4000K (neutral white)	Glass	Medium
H6E-7NN2-RDHN-NGN	72,000	484	149	IP66/67	120-277 VAC	4000K (neutral white)	Glass	Narrow
CE Standard Models - 415 VAC Models								
H6E-7NNC-KDHN-NGN	45,000	324	139	IP66/67	415 VAC	4000K (neutral white)	Glass	Narrow
H6E-7MNC-KDHN-NGN	45,000	324	139	IP66/67	415 VAC	4000K (neutral white)	Glass	Medium
H6E-7NNC-NDHN-NGN	60,000	431	139	IP66/67	415 VAC	4000K (neutral white)	Glass	Narrow
H6E-7MNC-NDHN-NGN	60,000	431	139	IP66/67	415 VAC	4000K (neutral white)	Glass	Medium
H6E-7NNC-RDHN-NGN	72,000	506	142	IP66/67	415 VAC	4000K (neutral white)	Glass	Narrow
UL Standard Models - 100-277 VAC								
H6U-7NN2-KDHN-NGN	45,000	309	146	IP66/67	120-277 VAC	4000K (neutral white)	Glass	Narrow
H6U-7MN2-KDHN-NGN	45,000	309	146	IP66/67	120-277 VAC	4000K (neutral white)	Glass	Medium
H6U-7NN2-NDHN-NGN	60,000	414	145	IP66/67	120-277 VAC	4000K (neutral white)	Glass	Narrow
H6U-7MN2-NDHN-NGN	60,000	414	145	IP66/67	120-277 VAC	4000K (neutral white)	Glass	Medium
H6U-7NN2-RDHN-NGN	72,000	484	149	IP66/67	120-277 VAC	4000K (neutral white)	Glass	Narrow

All values typical unless otherwise stated (tolerance +/- 10%).

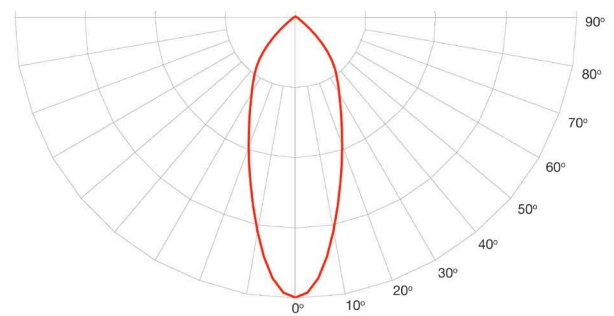
All models shown in table are 4000K (neutral white) CCT. For 5000K (cool white) CCT replace the 6th character with a **C**. Example: H6E-7NN2-RDHN-NGN becomes H6E-7NC2-RDHN-NGN.

45,000 lumen output fixture available with factory installed occupancy sensor for mounting heights of up to 12m. Consult factory for more information.

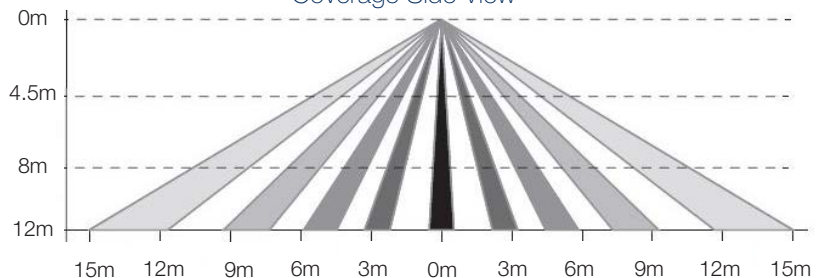
Medium



Narrow



Coverage Side View



HBXFSIRREMOTE

- Remote for occupancy sensor

DISCLAIMER. All product information provided is, to the best of Dialight's knowledge, accurate as of the date of publication. When ordering, refer to www.dialight.com for current versions of: (a) relevant product documentation (including the relevant product data sheets); (b) Dialight terms and conditions of sale; and, (c) the relevant product warranty. To the extent that any contract is deemed formed between Dialight and the purchaser of Dialight products and/or an end-user, versions of documents available at www.dialight.com as at the date of sale shall be the versions incorporated therein. In the event of any discrepancy between this document or information provided at www.dialight.com, the latter shall prevail.

Vigilant® LED Single and Dual Floodlight - CE

Technical Specifications



Ratings and Certifications

- 10 year warranty
- CE / ENEC / RCM
- IP66
- NEMA 4X
- L70 >150,000 hours @ 25°C ambient

*All features not available on every model. Please refer to product part number pages for model specifics.

Mechanical Information

Fixture weight:

Single:	13.6 kg (30 lb)
Dual:	25.4 kg (56 lb)

Shipping weight:

Single:	15.9 kg (35 lb)
Dual:	27.2 kg (60 lb)

Mounting:

304 stainless steel forward throw or trunnion mounting bracket included
Secondary retention standard

Cable Entries:

(2) M20 or M25 (single model) cable entries

Terminals:

0.5-4mm² via integrated junction box

Specifications

Voltage options:	100-277 VAC, 50/60Hz 120-250 VDC	Housing:	Copper-free aluminium
Operating temp:	-40°C to +65°C	Len:	Tempered glass
Power factor:	>0.9	Finish:	Superior dual coat finish - Sealed polyester topcoat - Chemical-resistant epoxy primer
THD:	<20%	CRI:	80
Surge protection:	6kV/2 ohm combination wave, as per IEEE C62.41, line-to-line & line-to-ground	CCT:	5000K (cool white) 4000K (neutral white) 2700K (warm white)

Comparison

	Warranty	L70
Dialight LED Floodlight	10yr	>150,000
Metal Halide	1	15,000
High Pressure Sodium	1	20,000

Lumens

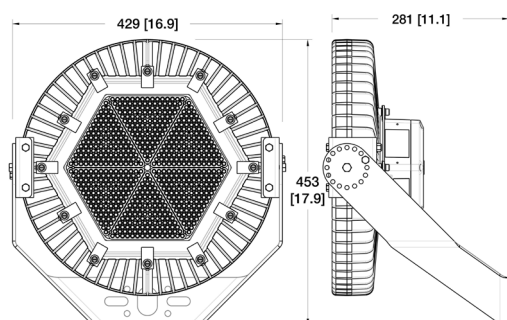
Wattage

lm/W

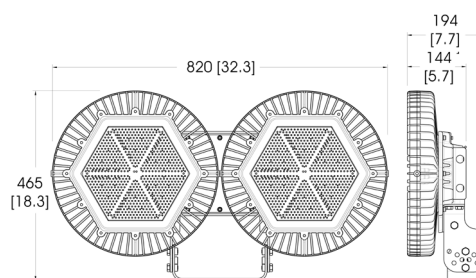
Mounting Heights

56,000	385	145	Up to 25m
54,000	385	140	
28,000	190	145	15m

Single Model Dimensions

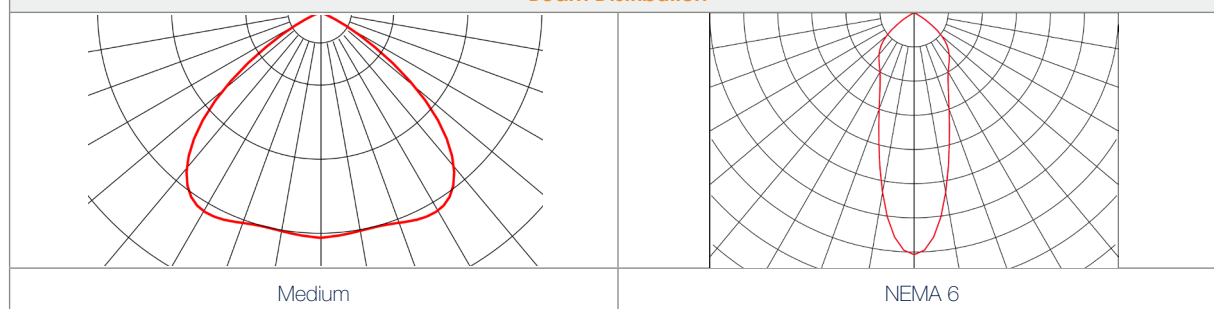


Dual Model Dimensions



Dimension in mm [inches]

Beam Distribution



WARNING - INSTALLATION & SECONDARY RETENTION. Use of any Dialight products without proper installation (including secondary retention / netting) and periodic inspections could cause severe injury or death. Dialight recommends that all installations should use secondary retention / netting (appropriate to the installation environment) where applicable. It is the exclusive responsibility of the contractor, installer and/or end-user to: (a) determine the suitability of the product for its intended application; and, (b) ensure that the product is safely installed (with secondary retention / netting where appropriate) and in compliance with all applicable laws and regulations. To the extent permissible under applicable laws, Dialight disclaims all liability for personal injury and/or other damage resulting from any dislodgment or other dislocation of its products.

Vigilant® LED Single and Dual Floodlight - CE

Australia Order Codes

Platform Part Number	Part Number	Fixture Lumens	Wattage	lm/W	Voltage	Colour Temperature (CCT)	Lens	Beam Distribution
CE - Single Floodlight Models								
FSE76C2EDDNNGN	FLE666HC2NG	28,000	190	147	100-277 VAC, 120-250 VDC	5000K (cool white)	Tempered Glass	NEMA 6
FSE76N2EDDNNGN	FLE666HN2NG	26,750	190	140	100-277 VAC, 120-250 VDC	4000K (neutral white)	Tempered Glass	NEMA 6
CE - Dual Floodlight Models								
FDE7MC2MDSNNGN	FLEBM0MC2NG	54,000	385	140	100-277 VAC, 120-250 VDC	5000K (cool white)	Tempered Glass	Medium
FDE7MN2MDSNNGN	FLEBM0MN2NG	51,500	385	134	100-277 VAC, 120-250 VDC	4000K (neutral white)	Tempered Glass	Medium
FDE76C2MDSNNGN	FLEB66MC2NG	56,000	385	145	100-277 VAC, 120-250 VDC	5000K (cool white)	Tempered Glass	NEMA 6
FDE76N2MDSNNGN	FLEB66MN2NG	53,500	385	139	100-277 VAC, 120-250 VDC	4000K (neutral white)	Tempered Glass	NEMA 6

All values typical unless otherwise stated (tolerance +/- 10%).

Part numbers listed in **bold** are typically available in stock.

Part numbers listed in the table above are neutral white. For cool white models, replace the 6th character with a **C**.

*Amber models are not covered under the CE certification.

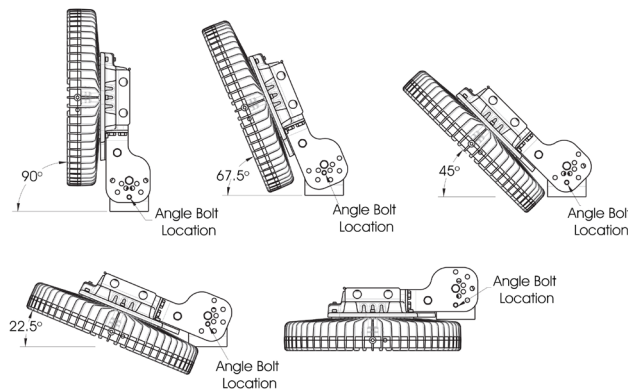
Historical part number provided for reference only. For performance characteristics of historical product, please contact your local representative.



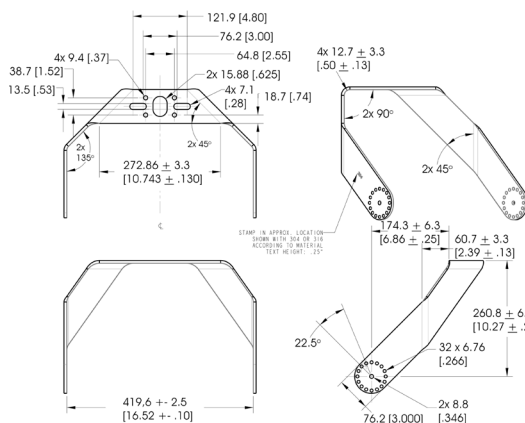
HZXCB2

- Stainless steel safety cable kit

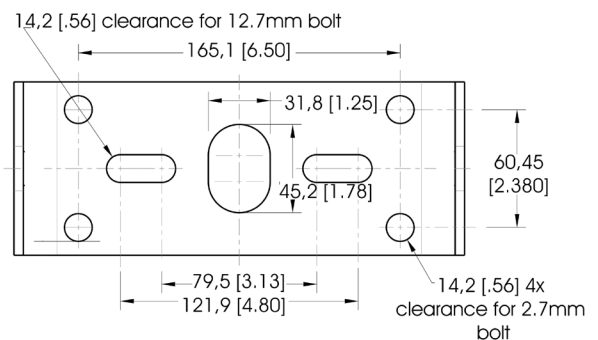
Dual Floodlight Mounting Options



Single Bracket Dimensions



Dual Bracket Dimensions



Dimension in mm [inches]

DISCLAIMER. All product information provided is, to the best of Dialight's knowledge, accurate as of the date of publication. When ordering, refer to www.dialight.com for current versions of: (a) relevant product documentation (including the relevant product data sheets); (b) Dialight terms and conditions of sale; and, (c) the relevant product warranty. To the extent that any contract is deemed formed between Dialight and the purchaser of Dialight products and/or an end-user, versions of documents available at www.dialight.com as at the date of sale shall be the versions incorporated therein. In the event of any discrepancy between this document or information provided at www.dialight.com, the latter shall prevail.

Vigilant® LED Single and Dual Floodlight - UL

Technical Specifications



Ratings and Certifications

- 10 year warranty
- L70 rated for >150,000 hours
- CSA C22.2 No. 250
- UL 1598/A
- IP66
- IK07

*All features not available on every model. Please refer to product part number pages for model specifics.

Mechanical Information

Fixture weight:

Single: 13.6 kg (30 lb)

Dual: 25.4 kg (56 lb)

Shipping weight:

Single: 15.9 kg (35 lb)

Dual: 27.2 kg (60 lb)

Mounting: 304 stainless steel forward throw or trunnion mounting bracket included

Secondary retention available

Cable Entries: (2) 3/4" NPT cable entries

Terminals: 0.5-4mm² via integrated junction box

Specifications

Voltage options:	100-277 VAC/120-250 VDC	Housing:	Copper-free aluminum
Operating temp:	-40°C to +65°C	Lens:	Tempered glass
Power factor:	>0.9	CRI:	75
THD:	<20%	CCT:	5000K (cool white)
			4000K (neutral white)
			2700K (warm white)
Surge protection:	Protection devices capable of handling up to 10kv. Tested for 6kv/2 ohm combination wave, as per IEEE C62.41, line-line and line-ground		

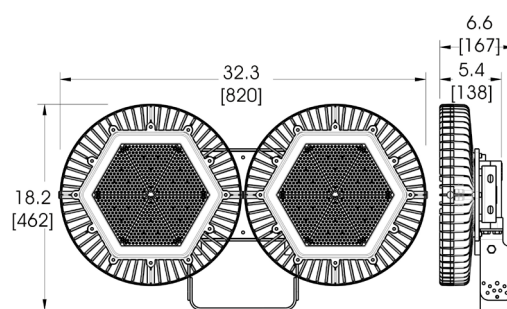
Comparison

	Warranty	L70
Dialight LED Floodlight	10yr	>150,000
Metal Halide	1	6,000
High Pressure Sodium	1	20,000

Lumens	Wattage	lm/W	Mounting Heights
56,000	385	145	15m +
54,000	385	140	↓
28,000	190	145	

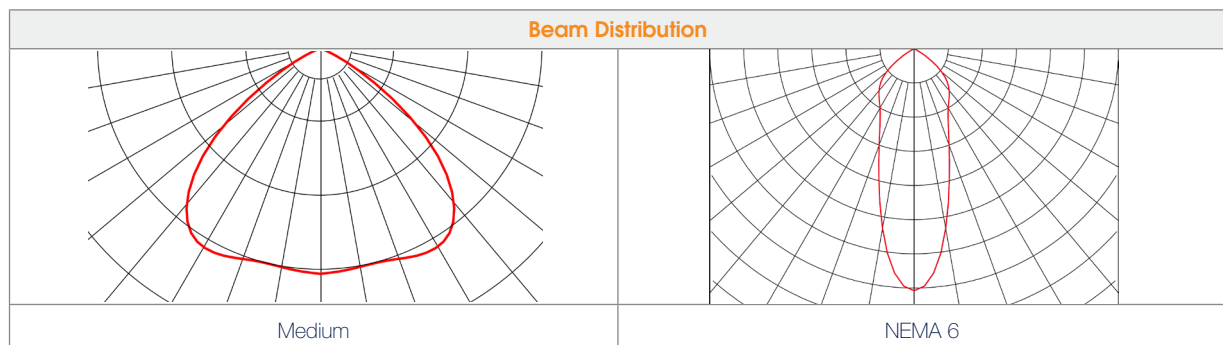
Dimensions

100-277 VAC models



Dimensions in inches [mm]

Beam Distribution



WARNING - INSTALLATION & SECONDARY RETENTION. Use of any Dialight products without proper installation (including secondary retention / netting) and periodic inspections could cause severe injury or death. Dialight recommends that all installations should use secondary retention / netting (appropriate to the installation environment) where applicable. It is the exclusive responsibility of the contractor, installer and/or end-user to: (a) determine the suitability of the product for its intended application; and, (b) ensure that the product is safely installed (with secondary retention / netting where appropriate) and in compliance with all applicable laws and regulations. To the extent permissible under applicable laws, Dialight disclaims all liability for personal injury and/or other damage resulting from any dislodgment or other dislocation of its products.

Vigilant® LED Single and Dual Floodlight - UL

Asia Order Codes

Platform Part Number	Part Number	Fixture Lumens	Wattage	lm/W	Voltage	Colour Temperature (CCT)	Lens	Beam Distribution
Single Floodlight Models								
FSU76C2EDDNNGN	FLW666HC2NG	28,000	190	147	100-277 VAC, 120-250 VDC	5000K (cool white)	Tempered Glass	NEMA 6
FSU76N2EDDNNGN	FLW666HN2NG	26,750	190	140	100-277 VAC, 120-250 VDC	4000K (neutral white)	Tempered Glass	NEMA 6
Dual Floodlight Models								
FDU7MC2MDSNNGN	FLWBM0MC2NG	54,000	385	140	100-277 VAC, 120-250 VDC	5000K (cool white)	Tempered Glass	Medium
FDU7MN2MDSNNGN	FLWBM0MN2NG	51,500	385	134	100-277 VAC, 120-250 VDC	4000K (neutral white)	Tempered Glass	Medium
FDU76C2MDSNNGN	FLWB66MC2NG	56,000	385	145	100-277 VAC, 120-250 VDC	5000K (cool white)	Tempered Glass	NEMA 6
FDU76N2MDSNNGN	FLWB66MN2NG	53,500	385	139	100-277 VAC, 120-250 VDC	4000K (neutral white)	Tempered Glass	NEMA 6

All values typical unless otherwise stated (tolerance +/- 10%).

Part numbers listed in **bold** are typically available in stock.

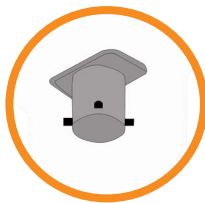
Part numbers listed in the table above are neutral white. For cool white models, replace the 6th character with a **C**.

Historical part number provided for reference only. For performance characteristics of historical product, please contact your local representative.



HZXCBL2

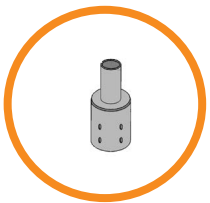
- Stainless steel safety cable kit



FLX-1TPT-20DB

- Tenon pole toppler, 2-3/8" mount

*Bracket and adapters below require tenon adapter (FLX-1TPT-20DB) to mount floodlight. Tenon adapter is sold separately.

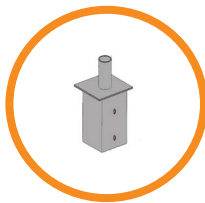


FLX-3RPA-20DB

- Reducer for 3" OD round pole top to 2-3/8" light mount

FLX-4RPA-20DB

- Reducer for 4" OD round pole top to 2-3/8" light mount



FLX-4SPA-20DB

- Internal tenon adapter for 4" square pole top to 2-3/8" light mount

FLX-5SPA-20DB

- Internal tenon adapter for 5" square pole top to 2-3/8" light mount

FLX-6SPA-20DB

- Internal tenon adapter for 6" square pole top to 2-3/8" light mount

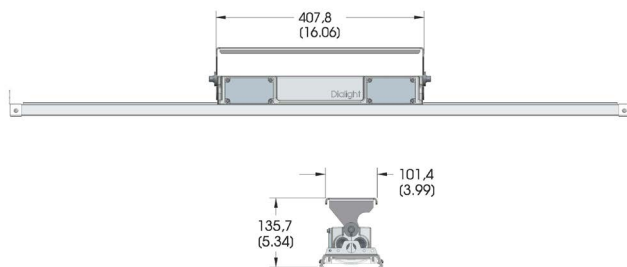
Vigilant® LED Linear - CE

Technical Specifications



Certifications & Ratings

- CE
 - EN 60598-1
 - EN 60598-2-1
 - EN 62471
- ENEC
- RCM
- IP66/67 to EN 60529
- IK10 to EN 50102



Dimensions in mm [inches]

Mechanical Information:

Fixture weight:	1.2m (4') - 5.9 kg (13 lb) 0.6m (2') - 4.5 kg (10 lb)
Shipping weight:	1.2m (4') - 10 kg (18 lb) 0.6m (2') - 6.8 kg (15 lb)
Mounting:	Factory-installed 316 stainless steel swivel bracket - LPXW4
Cable entries:	4 x M25 (2 either end)

Variable Dimming:

Variable dimming control:	0-10 VDC
Dimming range:	10 VDC = 100% light output 0 VDC = 5% light output

Electrical specifications:

Operating voltage:	100-277 VAC, 50/60Hz 120-250 VDC
Total system power consumption:	See table
Operating temp:	-40°C to +65°C (-40°F to +149°F)
EMC:	EN 55015, EN 61547, EN 61000-3-2 Class C, EN 61000-3-3
Transient protection:	EN 61000-4-5 6 kV line-to-line 6 kV line-to-ground
THD:	< 20%
Power Factor:	> 0.9

Construction:

Housing:	Copper-free aluminum
Finish:	Superior dual coat finish - Sealed polyester topcoat - Chemical resistant epoxy primer
Lens:	Hard-coated polycarbonate

Photometric Information:

CRI:	80 minimum
CCT:	4000K (neutral white)

All values typical unless otherwise stated (tolerance +/- 10%)

WARNING - INSTALLATION & SECONDARY RETENTION. Use of any Dialight products without proper installation (including secondary retention / netting) and periodic inspections could cause severe injury or death. Dialight recommends that all installations should use secondary retention / netting (appropriate to the installation environment) where applicable. It is the exclusive responsibility of the contractor, installer and/or end-user to: (a) determine the suitability of the product for its intended application; and, (b) ensure that the product is safely installed (with secondary retention / netting where appropriate) and in compliance with all applicable laws and regulations. To the extent permissible under applicable laws, Dialight disclaims all liability for personal injury and/or other damage resulting from any dislodgment or other dislocation of its products.

Vigilant® LED Linear - CE

Ordering Information & Mounting Accessories

Part Number	Length	Fixture Lumens	Wattage	lm/W	IP Rating	Voltage	Colour Temperature (CCT)	Lens	Beam Distribution
LJE5MN25DANNGN	0.6m (2')	4,250	37	115	IP66/67	100-277 VAC / 120-250 VDC	4000K (neutral white)	Diffused	Medium
LKE5MN27DANNGN	1.2m (4')	6,100	52	117	IP66/67	100-277 VAC / 120-250 VDC	4000K (neutral white)	Diffused	Medium
LKE5MN29DANNGN	1.2m (4')	8,500	70	121	IP66/67	100-277 VAC / 120-250 VDC	4000K (neutral white)	Diffused	Medium

All values typical unless otherwise stated (tolerance +/- 10%).



LTXSAFEKIT

- Safety cable kit for secondary retention

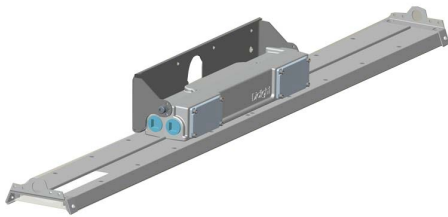


LPXW4

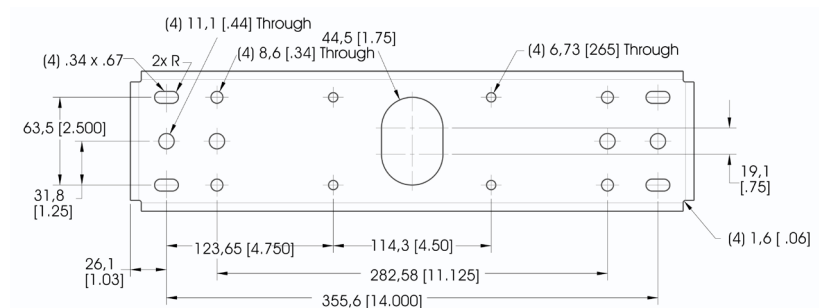

- 316 Stainless steel mounting bracket
- Can be angled at 0°, 30°, 45°, 60° & 90°

Mounting Bracket - LPXW4

Side Mount

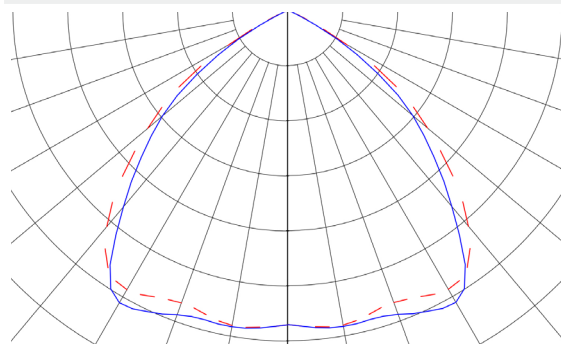


Top Mount



Dimensions in mm [inches]

Beam Distribution




Medium

DISCLAIMER. All product information provided is, to the best of Dialight's knowledge, accurate as of the date of publication. When ordering, refer to www.dialight.com for current versions of: (a) relevant product documentation (including the relevant product data sheets); (b) Dialight terms and conditions of sale; and, (c) the relevant product warranty. To the extent that any contract is deemed formed between Dialight and the purchaser of Dialight products and/or an end-user, versions of documents available at www.dialight.com as at the date of sale shall be the versions incorporated therein. In the event of any discrepancy between this document or information provided at www.dialight.com, the latter shall prevail.

Vigilant® LED Linear - UL

Technical Specifications

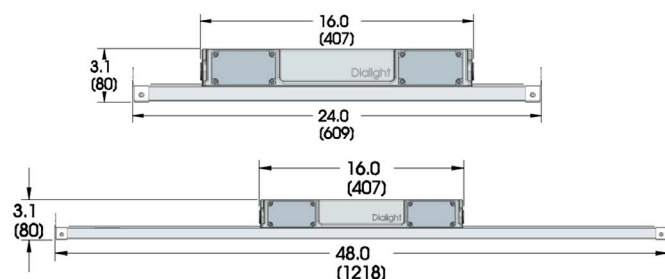


Certifications & Ratings

- UL 1598/A¹
- CSA C22.2 No. 250¹
- IP66/67
- NEMA 4X
- 2000 PSI hose-down rating²
- DLC Premium & Standard

¹ETL listed

²Internally tested



Dimensions in inches [mm]

Mechanical Information:

Fixture weight:	4' - 11 lb (5.0 kg) 2' - 8 lb (3.6 kg)
Shipping weight:	4' - 12 lb (5.4 kg) 2' - 9 lb (4.1 kg)
Mounting:	(4) 3/4" NPT openings Optional swivel bracket - LPXW4 Optional low profile bracket - LPXW4LP

Variable Dimming:

Variable dimming control:	0-10 VDC
Dimming range:	10 VDC = 100% light output 0 VDC = 5% light output

Electrical Specifications:

Operating voltage:	100-277 VAC, 50/60Hz 120-250 VDC
Power consumption:	See ordering information
Operating temp:	-40°F to +149°F (-40°C to +65°C)
EMC:	FCC Title 47, Subpart B, Section 15, Class A device. RF Immunity; 10V/m, 80MHz-1GHz
Surge protection:	EN 61000-4-5 6 kV line-to-line 6 kV line-to-ground
Harmonics:	IEC 61000-3-2 Class C ATHD<20%
Power factor:	> 0.9

Construction:

Finish:	Superior dual coat finish - Sealed polyester topcoat
Lens:	Polycarbonate

Photometric Information:

CRI:	80
CCT:	4000K (neutral white)
IES files:	Available at www.dialight.com

All values typical unless otherwise stated (tolerance +/- 10%)

WARNING - INSTALLATION & SECONDARY RETENTION. Use of any Dialight products without proper installation (including secondary retention / netting) and periodic inspections could cause severe injury or death. Dialight recommends that all installations should use secondary retention / netting (appropriate to the installation environment) where applicable. It is the exclusive responsibility of the contractor, installer and/or end-user to: (a) determine the suitability of the product for its intended application; and, (b) ensure that the product is safely installed (with secondary retention / netting where appropriate) and in compliance with all applicable laws and regulations. To the extent permissible under applicable laws, Dialight disclaims all liability for personal injury and/or other damage resulting from any dislodgment or other dislocation of its products.

Vigilant® LED Linear - UL

Ordering Information & Mounting Accessories

Part Number	Length	Fixture Lumens	Wattage	lm/W	IP Rating	Voltage	Colour Temperature (CCT)	Lens	Beam Distribution
LJU5MC25DANNGN	0.6m (2')	4,450	37	120	IP66/67	100-277 VAC / 120-250 VDC	5000K (cool white)	Diffused	Medium
LKU5MC27DANNGN	1.2m (4')	6,550	52	126	IP66/67	100-277 VAC / 120-250 VDC	5000K (cool white)	Diffused	Medium
LKU5MC29DANNGN	1.2m (4')	8,800	70	125	IP66/67	100-277 VAC / 120-250 VDC	5000K (cool white)	Diffused	Medium

All values typical unless otherwise stated (tolerance +/- 10%)
For additional ordering options, please consult factory.



LTXSAFEKIT

- Safety cable kit for secondary retention

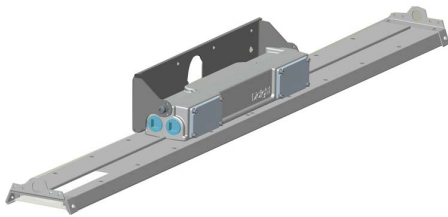


LPXW4

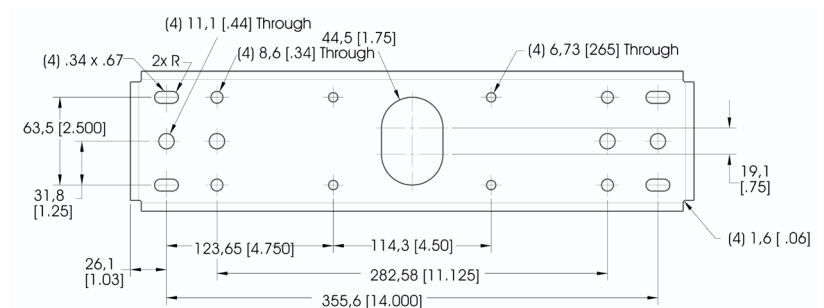

- 316 Stainless steel mounting bracket
- Can be angled at 0°, 30°, 45°, 60° & 90°

Mounting Bracket - LPXW4

Side Mount

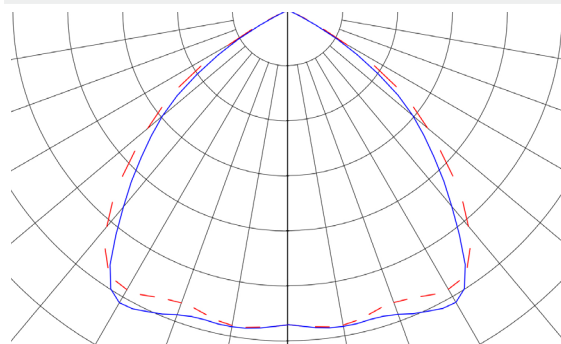


Top Mount



Dimensions in mm [inches]

Beam Distribution



Medium

DISCLAIMER. All product information provided is, to the best of Dialight's knowledge, accurate as of the date of publication. When ordering, refer to www.dialight.com for current versions of: (a) relevant product documentation (including the relevant product data sheets); (b) Dialight terms and conditions of sale; and, (c) the relevant product warranty. To the extent that any contract is deemed formed between Dialight and the purchaser of Dialight products and/or an end-user, versions of documents available at www.dialight.com as at the date of sale shall be the versions incorporated therein. In the event of any discrepancy between this document or information provided at www.dialight.com, the latter shall prevail.

Vigilant® LED Area Light - CE

Technical Specifications



Ratings and Certifications

- 10 year warranty
- L70 >300,000 hours @ 65°C ambient
- RCM / CE / ENEC
- IP66 / 67
- IK07 (glass lens) / IK10 (polycarbonate lens)
- 0-10 V dimming as standard

*All features not available on every model. Please refer to product part number pages for model specifics.

Mechanical Information

Fixture weight:	
Glass:	5.4 kg (12 lb)
Polycarbonate:	4.5 kg (10 lb)
Shipping weight:	
Glass:	6.3 kg (14 lb)
Polycarbonate:	5.4 kg (12 lb)
Mounting:	Stainless steel, wall and pole mounting bracket options Secondary retention standard
Cable Entries:	Wall: (4) M25
Terminals:	Stanchion, Wall: 0.5-4mm ² x 5

Specifications

Voltage options:	100-277 VAC 50/60Hz, 120-250 VDC	Housing:	Copper-free aluminium
Operating temp:	-40°C to +65°C	Lens:	Hard-coated polycarbonate Tempered glass
Power factor:	>0.9	Finish:	Superior dual coat finish - Sealed polyester topcoat
THD:	<20%	CRI:	80
Surge protection:	6kV / 3kA combination wave, as per IEEE C62.41, line-line and line-ground	CCT:	5000K (cool white) 4000K (neutral white) 2700K (neutral white) Amber

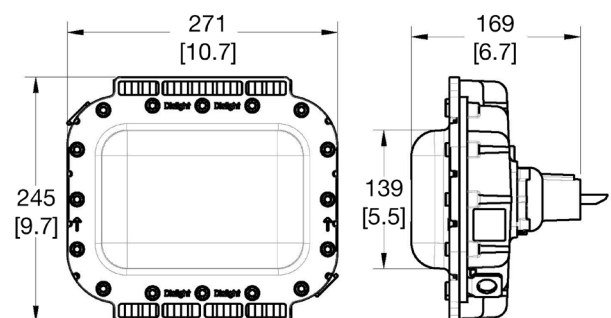
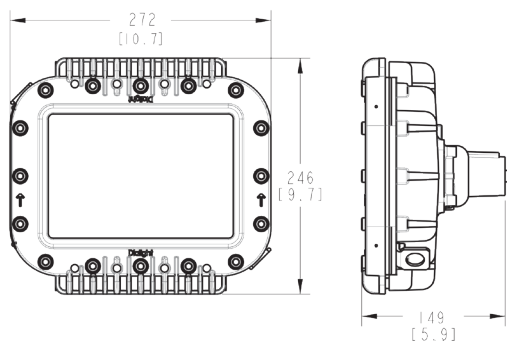
Comparison

	Warranty	L70
Dialight LED Area Light	10yr	>300,000
Metal Halide	1	15,000
High Pressure Sodium	1	20,000

Lumens Wattage lm/W Mounting Heights

Lumens	Wattage	lm/W	Mounting Heights
9,000	66	136	10m
5,700	40	143	↕
4,200	30	140	3m

Dimensions



Dimension in mm [inches]

WARNING - INSTALLATION & SECONDARY RETENTION. Use of any Dialight products without proper installation (including secondary retention / netting) and periodic inspections could cause severe injury or death. Dialight recommends that all installations should use secondary retention / netting (appropriate to the installation environment) where applicable. It is the exclusive responsibility of the contractor, installer and/or end-user to: (a) determine the suitability of the product for its intended application; and, (b) ensure that the product is safely installed (with secondary retention / netting where appropriate) and in compliance with all applicable laws and regulations. To the extent permissible under applicable laws, Dialight disclaims all liability for personal injury and/or other damage resulting from any dislodgment or other dislocation of its products.

Vigilant® LED Area Light - CE

Australia Order Codes

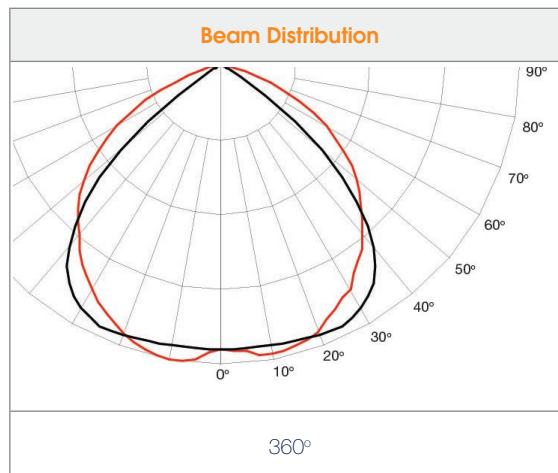
Current Part Number	Historic Part Number	Fixture Lumens	Wattage	lm/W	Voltage	Colour Temperature (CCT)	Lens	Beam Distribution	Mounting Options
CE - 4000K Models									
ALE5BN27DBWMGN	STW9C2NEU	6,500	52	125	100-277 VAC, 120-250 VDC	4000K (neutral white)	Polycarbonate	360°	316 stainless steel adjustable bracket
ALE5BN27DWNUGN	STW9C2NW45EU	6,500	52	125	100-277 VAC, 120-250 VDC	4000K (neutral white)	Polycarbonate	360°	45° wall mount
ALE5BN27DSNUGN	STW9C2NS45EU	6,500	52	125	100-277 VAC, 120-250 VDC	4000K (neutral white)	Polycarbonate	360°	45° stanchion mount
ALE5BN29DBWMGN		8,100	66	123	100-277 VAC, 120-250 VDC	4000K (neutral white)	Polycarbonate	360°	316 stainless steel adjustable bracket
ALE7BN29DBWMGN		8,800	66	123	100-277 VAC, 120-250 VDC	4000K (neutral white)	Glass	360°	316 stainless steel adjustable bracket
CE - 2700K Models									
ALE5BW27DWNUGN	STW9C2NEU	6,100	52	117	100-277 VAC, 120-250 VDC	2700K (neutral white)	Polycarbonate	360°	316 stainless steel adjustable bracket
ALE5BW27DWNUGN	STW9C2NW45EU	6,100	52	117	100-277 VAC, 120-250 VDC	2700K (neutral white)	Polycarbonate	360°	45° wall mount
ALE5BW27DSNUGN	STW9C2NS45EU	6,100	52	117	100-277 VAC, 120-250 VDC	2700K (neutral white)	Polycarbonate	360°	45° stanchion mount
CE - Amber Models									
ALEABN29DBWMGN		4,050	66	61	100-277 VAC, 120-250 VDC	Amber	Polycarbonate	360°	316 stainless steel adjustable bracket
ALEABN27DBWMGN		3,250	52	63	100-277 VAC, 120-250 VDC	Amber	Polycarbonate	360°	316 stainless steel adjustable bracket
ALEABN27DSNUGN		3,250	52	63	100-277 VAC, 120-250 VDC	Amber	Polycarbonate	360°	45° stanchion mount
ALEABN27DWNUGN		3,250	52	63	100-277 VAC, 120-250 VDC	Amber	Polycarbonate	360°	45° wall mount
ALEABN27DWNUGN		3,250	52	63	100-277 VAC, 120-250 VDC	Amber	Polycarbonate	360°	45° wall mount

All values typical unless otherwise stated (tolerance +/- 10%).

Part numbers listed in **bold** are typically available in stock.

Please see made to order options page 39 for more models available.

Historical part number provided for reference only. For performance characteristics of historical product, please contact your local representative.



DISCLAIMER. All product information provided is, to the best of Dialight's knowledge, accurate as of the date of publication. When ordering, refer to www.dialight.com for current versions of: (a) relevant product documentation (including the relevant product data sheets); (b) Dialight terms and conditions of sale; and, (c) the relevant product warranty. To the extent that any contract is deemed formed between Dialight and the purchaser of Dialight products and/or an end-user, versions of documents available at www.dialight.com as at the date of sale shall be the versions incorporated therein. In the event of any discrepancy between this document or information provided at www.dialight.com, the latter shall prevail.

Vigilant® LED Area Light - UL

Technical Specifications



Ratings and Certifications

- 10 year warranty
- L70 >300,000 hours @ 65°C ambient
- UL
- IP66 / 67 / 69
- IK07 (glass lens) / IK10 (polycarbonate lens)
- 0-10 V dimming as standard

*All features not available on every model. Please refer to product part number pages for model specifics.

Mechanical Information

Fixture weight:

Glass: 5.4 kg (12 lb)

Polycarbonate: 4.5 kg (10 lb)

Shipping weight:

Glass: 6.3 kg (14 lb)

Polycarbonate: 5.4 kg (12 lb)

Mounting:

Stainless steel, wall and pole mounting bracket options

Secondary retention standard

Specifications

Voltage options:	100-277 VAC 50/60Hz, 120-250 VDC	Housing:	Copper-free aluminium
		Lens:	Hard-coated polycarbonate Tempered glass
Operating temp:	-40°C to +65°C	Finish:	Superior dual coat finish - Sealed polyester topcoat
Power factor:	>0.9	CRI:	80
THD:	<20%	CCT:	5000K (cool white)
Surge protection:	6kV, 2 Ohm line-line and line-ground		4000K (neutral white)
			2700K (warm white)

Comparison

	Warranty	L70
Dialight LED Area Light	10yr	>300,000
Metal Halide	1	15,000
High Pressure Sodium	1	20,000

Lumens

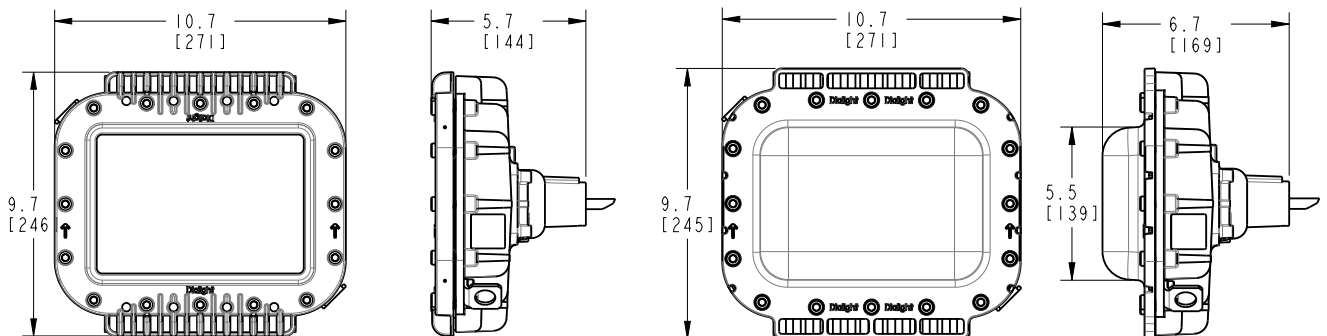
Wattage

lm/W

Mounting Heights

9,000	66	136	10m
5,700	40	143	↕
4,200	30	140	3m

Dimensions



Dimension in inches [mm]

WARNING - INSTALLATION & SECONDARY RETENTION. Use of any Dialight products without proper installation (including secondary retention / netting) and periodic inspections could cause severe injury or death. Dialight recommends that all installations should use secondary retention / netting (appropriate to the installation environment) where applicable. It is the exclusive responsibility of the contractor, installer and/or end-user to: (a) determine the suitability of the product for its intended application; and, (b) ensure that the product is safely installed (with secondary retention / netting where appropriate) and in compliance with all applicable laws and regulations. To the extent permissible under applicable laws, Dialight disclaims all liability for personal injury and/or other damage resulting from any dislodgment or other dislocation of its products.

Vigilant® LED Area Light - UL

Asia Order Codes

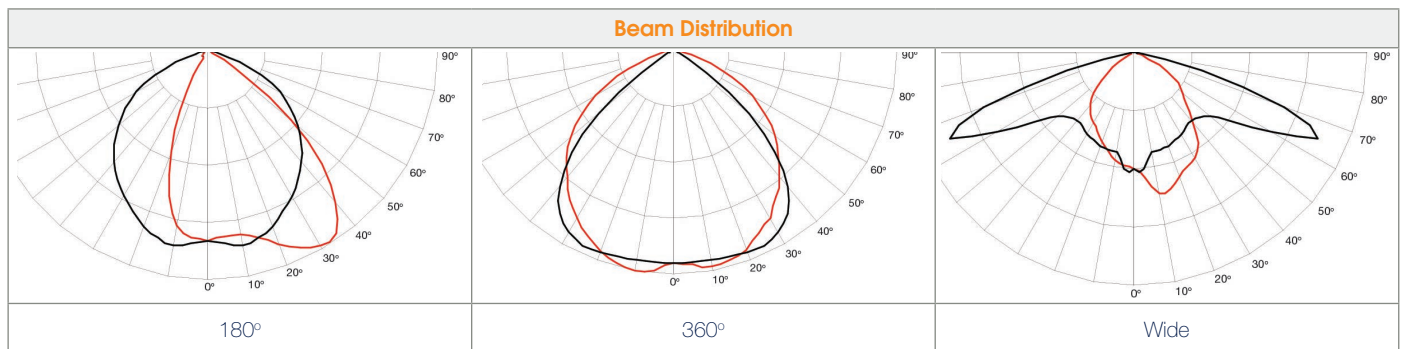
Current Part Number	Historic Part Number	Fixture Lumens	Wattage	lm/W	Voltage	Colour Temperature (CCT)	Lens	Beam Distribution	Mounting Options
UL - 4000K Models									
ALU5BN23DBWNGN	STW3C2N	2,700	24	112.5	100-277 VAC, 120-250 VDC	4000K (neutral white)	Polycarbonate	360°	Stainless steel adjustable bracket
ALU5BN27DBWNGN	STW9C2N	6,500	52	125	100-277 VAC, 120-250 VDC	4000K (neutral white)	Polycarbonate	360°	Stainless steel adjustable bracket
ALU7BN29DBWNGN	STW3C2N	8,800	66	133	100-277 VAC, 120-250 VDC	4000K (neutral white)	Glass	360°	Stainless steel adjustable bracket
ALU5AN27DVNNGN	STW4C2NW01	6,400	52	123	100-277 VAC, 120-250 VDC	4000K (neutral white)	Polycarbonate	180°	Wall mount
ALU5BN27DVNNGN	STW5C2NW01	6,500	52	125	100-277 VAC, 120-250 VDC	4000K (neutral white)	Polycarbonate	360°	Wall mount
ALU5WN27DVNNGN	STW5C2NW01	6,500	52	125	100-277 VAC, 120-250 VDC	4000K (neutral white)	Polycarbonate	Wide	Wall mount
ALU5BN27DWNUGN	STW9C2NW45	6,500	52	125	100-277 VAC, 120-250 VDC	4000K (neutral white)	Polycarbonate	360°	Wall mount 45°
ALU5BN29DWNUGN		8,100	66	123	100-277 VAC, 120-250 VDC	4000K (neutral white)	Polycarbonate	360°	Wall mount 45°
ALU5BN27DSNUGN		8,100	66	123	100-277 VAC, 120-250 VDC	4000K (neutral white)	Polycarbonate	360°	Stanchion mount 45°
UL - 2700K Models									
ALU5BW23DBWNGN	STW3C2N	2,500	24	104	100-277 VAC, 120-250 VDC	2700K (neutral white)	Polycarbonate	360°	Stainless steel adjustable bracket
ALU5BW27DBWNGN	STW9C2N	6,100	52	117	100-277 VAC, 120-250 VDC	2700K (neutral white)	Polycarbonate	360°	Stainless steel adjustable bracket
ALU5BW27DWNUGN	STW9C2NW45	6,100	52	117	100-277 VAC, 120-250 VDC	2700K (neutral white)	Polycarbonate	360°	Wall mount 45°
ALU5BW27DSNUGN	STW9C2NS45	6,100	52	117	100-277 VAC, 120-250 VDC	2700K (neutral white)	Polycarbonate	360°	Stanchion mount 45°

All values typical unless otherwise stated (tolerance +/- 10%).

Part numbers listed in **bold** are typically available in stock.

Please see made to order options page 39 for more models available.

Historical part number provided for reference only. For performance characteristics of historical product, please contact your local representative.



DISCLAIMER. All product information provided is, to the best of Dialight's knowledge, accurate as of the date of publication. When ordering, refer to www.dialight.com for current versions of: (a) relevant product documentation (including the relevant product data sheets); (b) Dialight terms and conditions of sale; and, (c) the relevant product warranty. To the extent that any contract is deemed formed between Dialight and the purchaser of Dialight products and/or an end-user, versions of documents available at www.dialight.com as at the date of sale shall be the versions incorporated therein. In the event of any discrepancy between this document or information provided at www.dialight.com, the latter shall prevail.


Vigilant® LED Area Light - CE/UL

Accessories



ALxxxx2xDNNxGN

- Adjustable mounting bracket




ALxxxx2xDVNxGN

- 0° wall mount




ALxxxx2xDSNxGN

- 45° stanchion mount



ALxxxx2xDYNxGN

- 35mm slip-fit pole mount



ALxxxx2xDWNxGN

- 45° wall mount



Certified to: UL 50E • CSA C22.2 No. 94.2-07

HZXSTAN100S

- 1.00" (1.315" Pole OD) slip-fit stanchion mount

HZXSTAN125S

- 1.25" (1.660" Pole OD) slip-fit stanchion mount

HZXSTAN052S

- 52mm slip-fit stanchion mount

HZXSTAN200S

- 2.00" (2.375" Pole OD) slip-fit stanchion mount

HZXSTAN100T

- 1.00" (1.315" Pole OD) NPT-threaded stanchion mount

HZXSTAN125T

- 1.25" (1.660" Pole OD) NPT-threaded stanchion mount

HZXSTAN150T

- 1.50" (1.900" Pole OD) NPT-threaded stanchion mount

HZXSTAN200T

- 2.00" (2.375" Pole OD) NPT-threaded stanchion mount



HZXW3

- 316 stainless steel bracket

HZXW7

- Aluminum bracket



HZXSAFECBLS

- Safety cable kit



HZXW4

- 316 stainless steel bracket with 1.5" pipe clamp

HZXW8

- Aluminum bracket with 1.5" pipe clamp

DISCLAIMER. All product information provided is, to the best of Dialight's knowledge, accurate as of the date of publication. When ordering, refer to www.dialight.com for current versions of: (a) relevant product documentation (including the relevant product data sheets); (b) Dialight terms and conditions of sale; and, (c) the relevant product warranty. To the extent that any contract is deemed formed between Dialight and the purchaser of Dialight products and/or an end-user, versions of documents available at www.dialight.com as at the date of sale shall be the versions incorporated therein. In the event of any discrepancy between this document or information provided at www.dialight.com, the latter shall prevail.

Vigilant® LED Area Light - CE/UL

Ordering Options

Product Type

Area Light

Certification

UL 1598/A, CSA 22.2 No. 250

CE / RCM

Lens Material

Polycarbonate - Diffused

Glass - Clear

Beam Distribution

180°

360°

Wide

CCT & CRI

Cool White 5000K - 80 CRI

Neutral White 4000K - 80 CRI

Warm White 2700K - 80 CRI

Amber

Operating Voltage

100-277 VAC, 120-250 VDC

Lumen Type

3,001 - 4,000 Lumens

4,001 - 5,000 Lumens

5,001 - 6,000 Lumens

6,001 - 7,000 Lumens

8,001 - 9,000 Lumens

Controls

Dimming (0-10 VDC)

Mounting Options

 Retro-fit Adapter

 Universal Mounting Adapter (UMA)

Appleton Mercmaster III

Swivel Bracket, Locking 0° - 90°
316 Stainless Steel

Crouse-Hinds - Champ

GE Filtr-Gard

Thomas & Betts Hazlux

Killark Certilite & Certilite V

Appleton Mercmaster II

3/4" NPT

45° Stanchion Mount

UMA - Mounting Hub

0° Wall Mount

45° Wall Mount

34mm Conveyor Mount

*Retro-fit adapters are for use with UL certified products.

Hardware Accessories

Junction Box with 4mm
Push Type Terminals

10 ft (3 meter) Power Cable for
Mounting Options

Coatings

Gray (RAL 7040)

Vigilant® LED Conveyor Light - CE/UL

Technical Specifications



Ratings and Certifications

- 10 year warranty
- L70 >300,000 hours @ 65°C ambient
- RCM / CE / ENEC
- IP66 / 67
- IK07 (glass lens) / IK10 (polycarbonate lens)

*All features not available on every model. Please refer to product part number pages for model specifics.

Mechanical Information

Fixture weight:	Polycarb - 6.8 kg (15 lb)
	Glass - 8.2kg (18 lb)
Shipping weight:	Polycarb - 7.7 kg (17 lb)
	Glass - 9.1 kg (20 lb)
Mounting:	34mm slip-fit stanchion mount
	Secondary retention standard
Cable Entries:	M25 x 4
Terminals:	0.50 - 4.0mm ² x 5

Specifications

Voltage options:	100-277 VAC 50/60Hz, 120-250 VDC	Housing:	Copper-free aluminium
		Lens:	Hard-coated polycarbonate Tempered glass
Operating temp:	-40°C to +65°C	Finish:	Superior dual coat finish - Sealed polyester topcoat - Chemical-resistant epoxy primer
Power factor:	>0.9	CRI:	80
THD:	<20%	CCT:	5000K (cool white)
Surge protection:	6kV / 3kA combination wave, as per IEEE C62.41, line-line and line-ground		4000K (neutral white)
			2700K (warm white)
			Amber

Comparison

	Warranty	L70
Dialight LED Conveyor Light	10yr	>300,000
High Pressure Sodium	1	24,000
Metal Halide	1	15,000

Lumens

6,700

Wattage

64

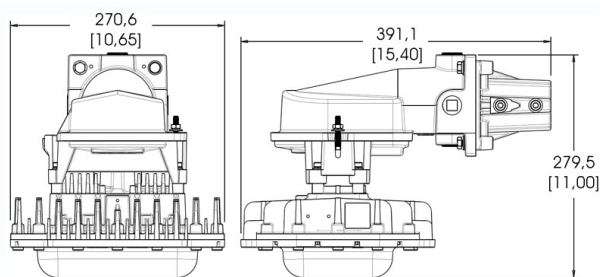
lm/W

105

Mounting Heights

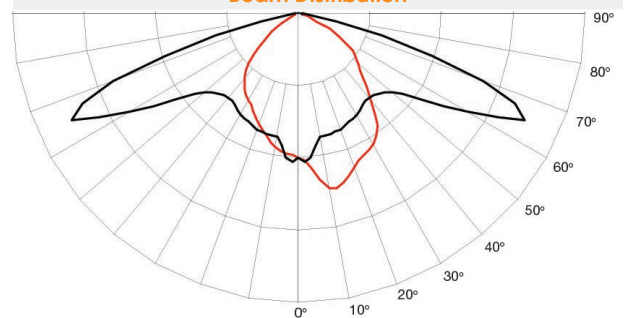
Up to 6m

Dimensions



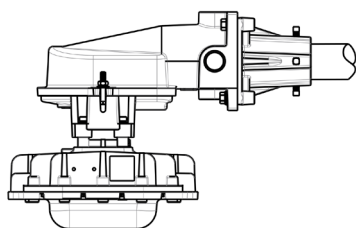
Dimension in mm [inches]

Beam Distribution



Wide

Mounting Options



34mm Slip-Fit Stanchion Mount Junction Box

WARNING - INSTALLATION & SECONDARY RETENTION. Use of any Dialight products without proper installation (including secondary retention / netting) and periodic inspections could cause severe injury or death. Dialight recommends that all installations should use secondary retention / netting (appropriate to the installation environment) where applicable. It is the exclusive responsibility of the contractor, installer and/or end-user to: (a) determine the suitability of the product for its intended application; and, (b) ensure that the product is safely installed (with secondary retention / netting where appropriate) and in compliance with all applicable laws and regulations. To the extent permissible under applicable laws, Dialight disclaims all liability for personal injury and/or other damage resulting from any dislodgment or other dislocation of its products.


Vigilant® LED Conveyor Light - CE/UL

Australia & Asia Order Codes

Current Part Number	Historic Part Number	Fixture Lumens	Wattage	lm/W	Voltage	Colour Temperature (CCT)	Lens	Beam Distribution
Australia Models								
ALE5WN27DYNVGN	STWYC2N-CV34	6,500	64	103	100-277 VAC, 120-250 VDC	4000K (neutral white)	Polycarbonate	Wide
ALE5WW27DYNVGN	STWYC2N-CV34	6,000	64	95	100-277 VAC, 120-250 VDC	2700K (warm white)	Polycarbonate	Wide
ALEAWN27DYNVGN		3,250	64	51	100-277 VAC, 120-250 VDC	Amber	Polycarbonate	Wide
Current Part Number	Historic Part Number	Fixture Lumens	Wattage	lm/W	Voltage	Colour Temperature (CCT)	Lens	Beam Distribution
Asia Models								
ALU5WN27DYNVGN	STWYC2N-CV34	6,500	64	103	100-277 VAC, 120-250 VDC	4000K (neutral white)	Polycarbonate	Wide
ALU5WW27DYNVGN	STWYC2N-CV34	6,000	64	95	100-277 VAC, 120-250 VDC	2700K (warm white)	Polycarbonate	Wide

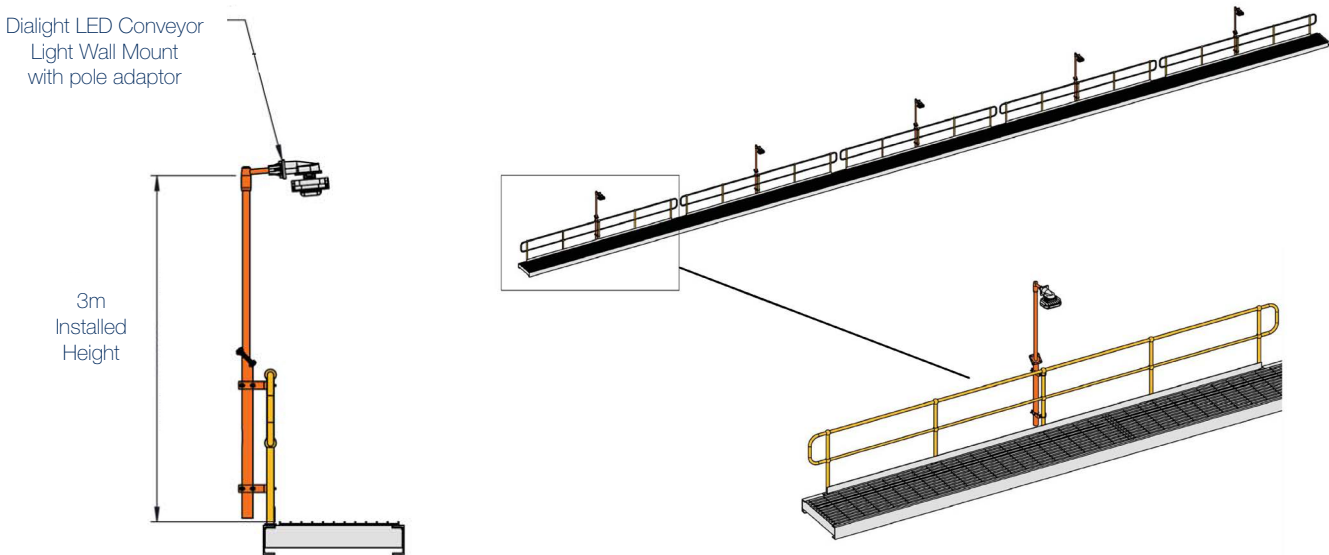
All values typical unless otherwise stated (tolerance +/- 10%).
Part numbers listed in **bold** are typically available in stock.
Part numbers listed in the table above are neutral white. For cool white models, replace the 6th character with a **C**.
Historical part number provided for reference only. For performance characteristics of historical product, please contact your local representative.

Spacing Table



Mounting Options

Conveyor Light Spacing



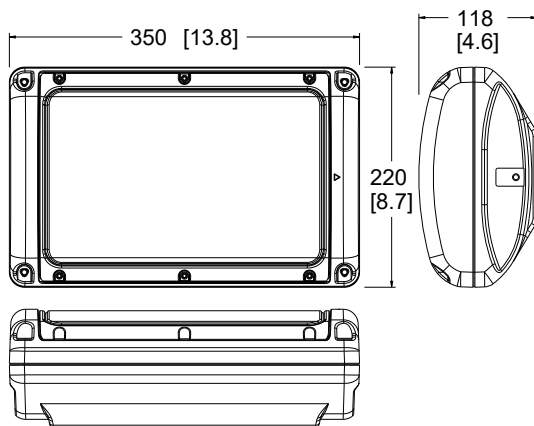
Vigilant® LED Bulkhead - CE/RCM

Technical Specifications



Certifications & Ratings

- 10 year warranty
- CE / RCM
- IP66/67
- IK10
- L70 > 150,00 hours @ 65°C (149°F) ambient



Dimensions in mm (inches)

Mechanical Information:

Fixture weights:

Standard models: 6.3 kg (13.8 lb)

Battery backup models: 7.7 kg (17 lb)

Shipping weights:

Standard models: 7 kg (15.4 lb)

Battery backup models: 8.4 kg (18.5 lb)

Cable entry:

(2) M20 - optional (4) M20

Materials:

Housing: A360 Die-cast aluminium

Finish:

Superior dual coat finish
- Sealed polyester topcoat
- Epoxy primer

Lens:

Polycarbonate clear
Polycarbonate diffused (optional)

Hardware:

316 Stainless Steel

Electrical Specifications:

Operating voltage:

Standard models: 100-277 VAC / 120-250 VDC

Battery backup models: 230/240 VAC

Operating temperature:

Standard models: -40°C to +65°C (-40°F to +149°F)

Battery backup models: -20°C to +55°C (-4°F to +131°F)

Surge protection:

Tested to IEC 61000-4-5
6kV/3kA, 1.2/50, 8/20us
Combination Wave
Line-line and line-ground

THD:

< 18%

Power factor:

> 0.9

Dimming:

DALI 1.0 and 2.0
0-10 VDC continuous dimming to <10%

Battery Backup Models:

Battery duration* (circular optic, clear lens):

6.5k lumen outputs: 180 mins ~ 900 lm

90 mins ~ 1100 lm

60 mins ~ 1140 lm

3k lumen outputs:

180 mins ~ 800 lm

90 mins ~ 1100 lm

60 mins ~ 1140 lm

Expected battery life:

4 years

Photometric Information:

Lumen output*: 3,000 & 6,500 lm (white light)

CRI: > 80 (white light)

CCT: 5000K (cool white)
4000K (neutral white)

All values typical unless otherwise stated (tolerance +/- 10%)

* @ 25°C ambient

WARNING - INSTALLATION & SECONDARY RETENTION. Use of any Dialight products without proper installation (including secondary retention / netting) and periodic inspections could cause severe injury or death. Dialight recommends that all installations should use secondary retention / netting (appropriate to the installation environment) where applicable. It is the exclusive responsibility of the contractor, installer and/or end-user to: (a) determine the suitability of the product for its intended application; and, (b) ensure that the product is safely installed (with secondary retention / netting where appropriate) and in compliance with all applicable laws and regulations. To the extent permissible under applicable laws, Dialight disclaims all liability for personal injury and/or other damage resulting from any dislodgment or other dislocation of its products.

Vigilant® LED Bulkhead - CE/RCM

Australia & Asia Order Codes

Australia

Part Number	Fixture Lumens	Wattage	lm/W	Voltage	CCT	Lens	Beam Distribution
Standard Models with Flush Bracket							
BHE-4BN2-3NFN-VGN	3,200	22	149	100-277 VAC / 120-250 VDC	4000K (neutral white)	Clear Polycarbonate	Circular
BHE-4BN2-6NFN-VGN	6,700	45	149	100-277 VAC / 120-250 VDC	4000K (neutral white)	Clear Polycarbonate	Circular
BHE-4UN2-3NFN-VGN	3,100	22	144	100-277 VAC / 120-250 VDC	4000K (neutral white)	Clear Polycarbonate	Ultra-Wide (Type 1)
BHE-4UN2-6NFN-VGN	6,400	45	142	100-277 VAC / 120-250 VDC	4000K (neutral white)	Clear Polycarbonate	Ultra-Wide (Type 1)
Battery Backup Models with Flush Bracket							
BHE-4BNG-3NFN-VGF	3,200	25	128	230/240 VAC	4000K (neutral white)	Clear Polycarbonate	Circular
BHE-4BNG-6NFN-VGF	6,700	48	140	230/240 VAC	4000K (neutral white)	Clear Polycarbonate	Circular
BHE-4UNG-3NFN-VGF	3,100	25	124	230/240 VAC	4000K (neutral white)	Clear Polycarbonate	Ultra-Wide (Type 1)
BHE-4UNG-6NFN-VGF	6,400	48	133	230/240 VAC	4000K (neutral white)	Clear Polycarbonate	Ultra-Wide (Type 1)

All values typical unless otherwise stated (tolerance +/- 10%).

Part numbers listed in **bold** are typically available in stock.

Asia

Part Number	Fixture Lumens	Wattage	lm/W	Voltage	CCT	Lens	Beam Distribution
Standard Models with Flush Bracket							
BHE-4BC2-3NFN-VGN	3,200	22	149	100-277 VAC / 120-250 VDC	5000K (cool white)	Clear Polycarbonate	Circular
BHE-4BC2-6NFN-VGN	6,700	45	149	100-277 VAC / 120-250 VDC	5000K (cool white)	Clear Polycarbonate	Circular
BHE-4UC2-3NFN-VGN	3,100	22	144	100-277 VAC / 120-250 VDC	5000K (cool white)	Clear Polycarbonate	Ultra-Wide (Type 1)
BHE-4UC2-6NFN-VGN	6,400	45	142	100-277 VAC / 120-250 VDC	5000K (cool white)	Clear Polycarbonate	Ultra-Wide (Type 1)
Battery Backup Models with Flush Bracket							
BHE-4BCG-3NFN-VGG	3,200	25	128	230/240 VAC	5000K (cool white)	Clear Polycarbonate	Circular
BHE-4BCG-6NFN-VGG	6,700	48	140	230/240 VAC	5000K (cool white)	Clear Polycarbonate	Circular
BHE-4UCG-3NFN-VGG	3,100	25	124	230/240 VAC	5000K (cool white)	Clear Polycarbonate	Ultra-Wide (Type 1)
BHE-4UCG-6NFN-VGG	6,400	48	133	230/240 VAC	5000K (cool white)	Clear Polycarbonate	Ultra-Wide (Type 1)

All values typical unless otherwise stated (tolerance +/- 10%).

DISCLAIMER. All product information provided is, to the best of Dialight's knowledge, accurate as of the date of publication. When ordering, refer to www.dialight.com for current versions of: (a) relevant product documentation (including the relevant product data sheets); (b) Dialight terms and conditions of sale; and, (c) the relevant product warranty. To the extent that any contract is deemed formed between Dialight and the purchaser of Dialight products and/or an end-user, versions of documents available at www.dialight.com as at the date of sale shall be the versions incorporated therein. In the event of any discrepancy between this document or information provided at www.dialight.com, the latter shall prevail.

DuroSite® LED Floodlight - CE/UL

Technical Specifications



Ratings and Certifications

- 10 year warranty
- L70 >150,000 hours @ 25°C ambient
- CE / RCM / UL
- IP66 / 67
- IK07 (glass lens)

*All features not available on every model. Please refer to product part number pages for model specifics.

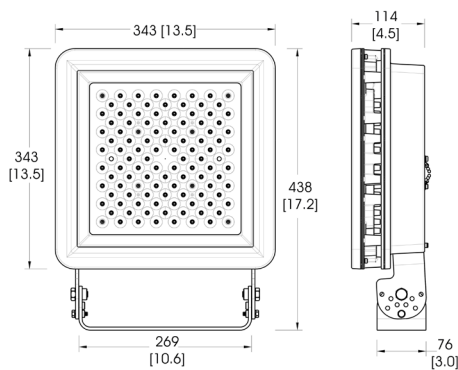
Mechanical Information

Fixture weight:	13.6 kg (30 lb)
Shipping weight:	15.4 kg (34 lb)
Mounting:	304 stainless steel trunnion mounting bracket included Secondary retention standard
Cable Entries:	(2) M20 x 1.5mm
Terminals:	0.5-4mm ² x 3 via integrated junction box

Specifications

Voltage options:	100-277 VAC, 50/60Hz	Housing:	Die cast aluminium
Operating temp:	-40°C to +65°C	Lens:	Tempered glass Polycarbonate
Power factor:	>0.9	Finish:	Superior dual coat finish - Sealed polyester topcoat - Chemical-resistant epoxy primer
THD:	<20%	CRI:	70
Surge protection:	6kV line-to-line, 6kV line-to-ground	CCT:	5000K (cool white) 4000K (neutral white)

Dimensions



Dimension in mm [inches]

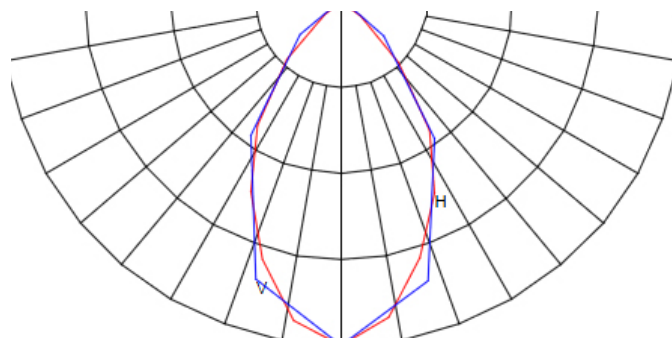
Lumens Wattage lm/W Mounting Heights

Lumens	Wattage	lm/W	Mounting Heights
15,000	135	111	15m
14,750	135	109	
14,500	140	104	
13,500	140	96	
11,500	106	108	
11,250	106	106	
11,000	106	104	
10,750	106	101	
10,500	106	99	

Comparison

	Warranty	L70
Dialight LED Floodlight	10yr	>150,000
Metal Halide	1	15,000
High Pressure Sodium	1	20,000

Beam Distribution



Field Angle = 115°

WARNING - INSTALLATION & SECONDARY RETENTION. Use of any Dialight products without proper installation (including secondary retention / netting) and periodic inspections could cause severe injury or death. Dialight recommends that all installations should use secondary retention / netting (appropriate to the installation environment) where applicable. It is the exclusive responsibility of the contractor, installer and/or end-user to: (a) determine the suitability of the product for its intended application; and, (b) ensure that the product is safely installed (with secondary retention / netting where appropriate) and in compliance with all applicable laws and regulations. To the extent permissible under applicable laws, Dialight disclaims all liability for personal injury and/or other damage resulting from any dislodgment or other dislocation of its products.

DuroSite® LED Floodlight - CE/UL

Australia & Asia Order Codes

Current Part Number	Historic Part Number	Fixture Lumens	Wattage	lm/W	Voltage	Colour Temperature (CCT)	Lens	Beam Distribution
FLE76B2BNTNNGN	FLE466MC4NG	15,000	135	111	100-277 VAC	5000K (cool white)	Tempered Glass	NEMA 6
FLE76N2BNTNNGN	FLE466MN4NG	14,250	135	105	100-277 VAC	4000K (neutral white)	Tempered Glass	NEMA 6
FLE46B2BNTNNGN	FLE466MC4NP	14,000	135	104	100-277 VAC	5000K (cool white)	Polycarbonate	NEMA 6
FLE46N2BNTNNGN	FLE466MN4NP	13,250	135	98	100-277 VAC	4000K (neutral white)	Polycarbonate	NEMA 6

All values typical unless otherwise stated (tolerance +/- 10%).

Part numbers listed in **bold** are typically available in stock.

Part numbers listed in the table above are neutral white. For cool white models, replace the 8th character with a **C**.

Historical part number provided for reference only. For performance characteristics of historical product, please contact your local representative.




HZXSAFECBLS

- Stainless steel safety cable kit

DuroSite® LED Linear - CE/UL

Technical Specifications



Ratings and Certifications

- 5 year warranty
- L70 >100,000 hours @ 25°C ambient
- CE / ENEC / RCM / UL
- IP66 / 67

*All features not available on every model. Please refer to product part number pages for model specifics.

Mechanical Information

Fixture weight:

1.22m: 5.9 kg (13 lb)

0.61m: 4.5 kg (10 lb)

Shipping weight:

1.22m: 8.2 kg (18 lb)

0.61m: 6.8 kg (15 lb)

Mounting:

(4) M25 openings
Factory-installed 316
stainless steel swivel
bracket - LPXW4

Secondary retention
option available

Cable Entries:

(4) M25 x 1.5

Terminals:

0.5-4mm² x 3 via
integrated junction box

Specifications

Voltage options: 100-277 VAC

Housing: Copper-free aluminium

Operating temp: -40°C to +65°C

Lens: Polycarbonate diffused

Finish: Superior dual coat finish
- Sealed polyester topcoat
- Chemical-resistant epoxy primer

Power factor: >0.9

CRI: 80

THD: <20%

CCT: 5000K (cool white)

Surge protection: EN 61000-4-5 4 kV line-to-line, 4 kV line-to-ground

4000K (neutral white)

Comparison

	Warranty	L70
Dialight LED Linear	5yr	>100,000
Fluorescent	1	24,000

Lumens

6,700

Wattage

66

Lm/W

102

Mounting Heights

6m



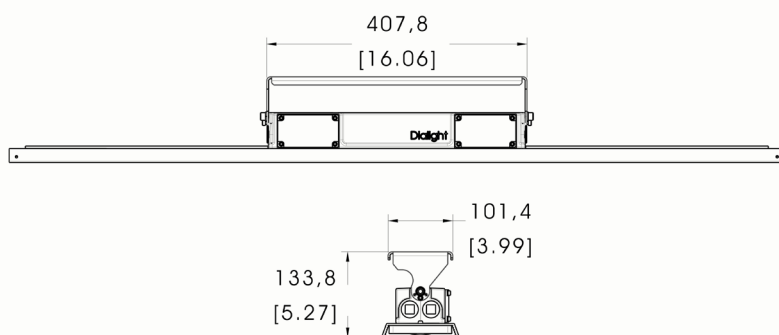
3,300

33

100

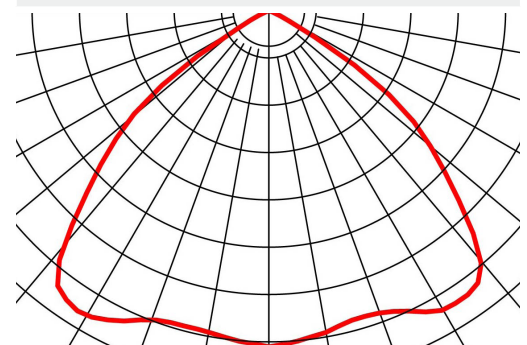
3m

Dimensions



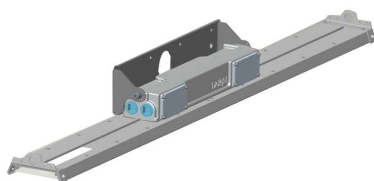
Dimension in mm [inches]

Beam Distribution

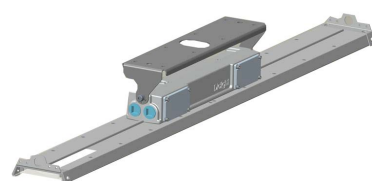


Medium

Mounting Options



Side Mount - LPXW4 (included)



Top Mount - LPXW4 (included)

WARNING - INSTALLATION & SECONDARY RETENTION. Use of any Dialight products without proper installation (including secondary retention / netting) and periodic inspections could cause severe injury or death. Dialight recommends that all installations should use secondary retention / netting (appropriate to the installation environment) where applicable. It is the exclusive responsibility of the contractor, installer and/or end-user to: (a) determine the suitability of the product for its intended application; and, (b) ensure that the product is safely installed (with secondary retention / netting where appropriate) and in compliance with all applicable laws and regulations. To the extent permissible under applicable laws, Dialight disclaims all liability for personal injury and/or other damage resulting from any dislodgment or other dislocation of its products.

DuroSite® LED Linear - CE/UL

Australia & Asia Order Codes

Current Part Number	Historic Part Number	Fixture Lumens	Wattage	lm/W	Voltage	Colour Temperature (CCT)	Lens	Beam Distribution
LPE3N4B2W	LPE3C4D2P	3,300	33	100	100-277 VAC	4000K (neutral white)	Diffused polycarbonate	Medium
LPE3N4H2W	LPE3C4M2P	6,700	66	102	100-277 VAC	4000K (neutral white)	Diffused polycarbonate	Medium

All values typical unless otherwise stated (tolerance +/- 10%).

Part numbers listed in **bold** are typically available in stock.

Part numbers listed in the table above are neutral white. For cool white models, replace the 5th character with a **C**.

Historical part number provided for reference only. For performance characteristics of historical product, please contact your local representative.



LPXW4LP

- 316 stainless steel low profile mounting bracket, can be angled at 0° and 15°



LPXW4 (included)

- 316 stainless steel mounting bracket, can be angled at 0°, 30°, 45°, 60°, & 90°



LTXENDCAPKIT

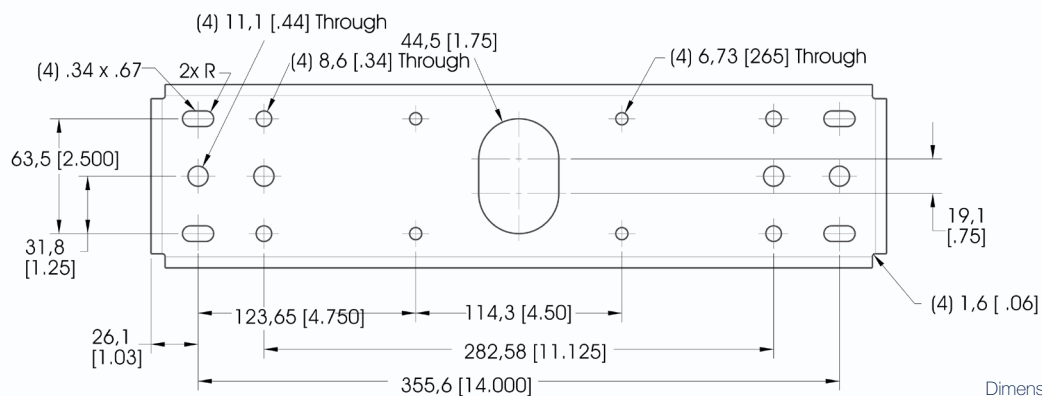
- 304 stainless steel chain mount and secondary retention bracket



LTXSAFEKIT

- Stainless steel safety cable kit for secondary retention

LPXW4 Mounting Bracket Dimensions



Dimension are in mm [inches]

DISCLAIMER. All product information provided is, to the best of Dialight's knowledge, accurate as of the date of publication. When ordering, refer to www.dialight.com for current versions of: (a) relevant product documentation (including the relevant product data sheets); (b) Dialight terms and conditions of sale; and, (c) the relevant product warranty. To the extent that any contract is deemed formed between Dialight and the purchaser of Dialight products and/or an end-user, versions of documents available at www.dialight.com as at the date of sale shall be the versions incorporated therein. In the event of any discrepancy between this document or information provided at www.dialight.com, the latter shall prevail.

DuroSite® LED Bulkhead/Shower Light - CE/UL

Technical Specifications



Ratings and Certifications

- 5 year warranty
- CE / RCM / UL
- IP66 / 67
- Amber or green models available
- Emergency models available

*All features not available on every model. Please refer to product part number pages for model specifics.

Mechanical Information

Fixture weight:	
Standard & Amber Models	
22W/34W:	4.5 kg (10 lb)
Emergency Models	
24W/36W:	5.4 kg (12 lb)
Cable Entries:	All cable entries are drilled and tapped
	M20 (standard)
Mounting:	Secondary retention not available
Terminals:	0.5-4mm ² x 3 via integrated junction box

Specifications

Voltage options:		Housing:	Copper-free aluminium
Standard & Amber Models		Power factor:	>0.9
22W:	100-277 VAC or 24-48 VDC	THD:	<20%
34W:	100-277 VAC	Lens:	High impact resistant clear glass or frosted glass
Emergency Models		Finish:	Superior dual coat finish - Sealed polyester topcoat - Chemical-resistant epoxy primer
24W:	90-132 VAC or 207-264 VAC	CRI:	70
36W:	207-264 VAC	CCT:	5650K (cool white)
Operating temp:			4300K (neutral white)
			Green
Standard & Amber Models			Amber
		Emergency Models	
22W:	-40°C to +60°C	Battery	
34W:	-40°C to +50°C	24W:	3.6V 4Ah NiMH
Emergency Models		34W:	3.6V 10Ah NiMH
24W:	-0°C to +50°C (-20°C options available)	Expected Battery Life:	4 years
34W:	-0°C to +40°C (-20°C options available)	Battery Duration:	@ 25°C ambient - est. >3 hours
Surge protection:	EN 61000-4-5 1kV line to line, 2kV line to ground		

Comparison

	Warranty	L70
Dialight LED Bulkhead	5yr	>100,000
Metal Halide	1	15,000
High Pressure Sodium	1	20,000
Fluorescent	1	24,000

Standard Models

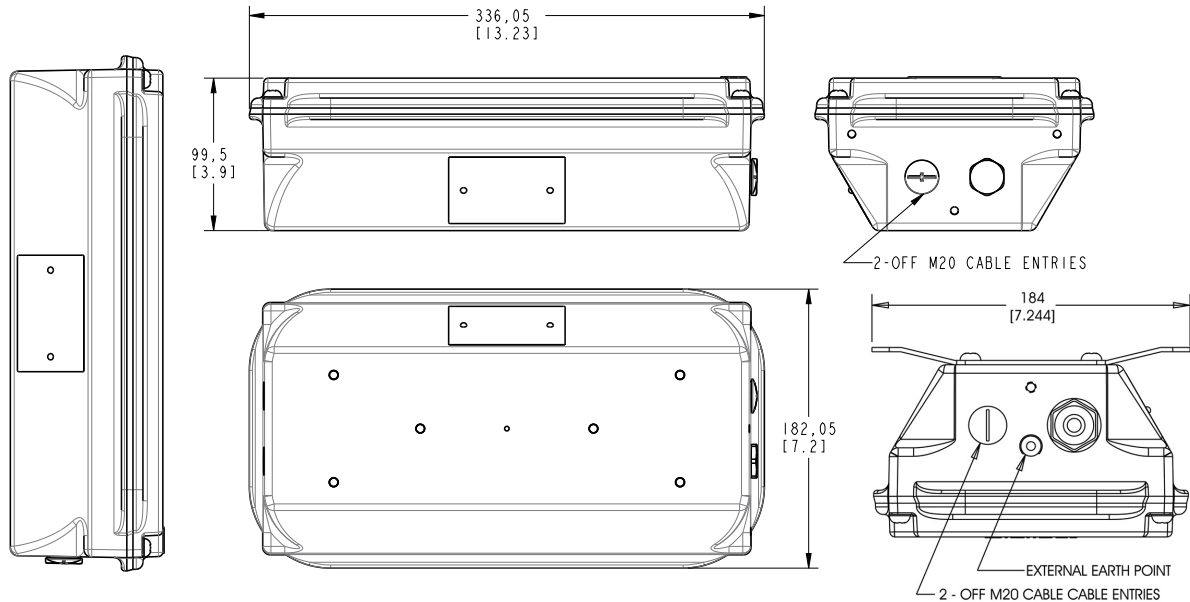
Lumens	Wattage	lm/W	Mounting Heights
2,250	34	66	6m
1,200	22	55	3m

WARNING - INSTALLATION & SECONDARY RETENTION. Use of any Dialight products without proper installation (including secondary retention / netting) and periodic inspections could cause severe injury or death. Dialight recommends that all installations should use secondary retention / netting (appropriate to the installation environment) where applicable. It is the exclusive responsibility of the contractor, installer and/or end-user to: (a) determine the suitability of the product for its intended application; and, (b) ensure that the product is safely installed (with secondary retention / netting where appropriate) and in compliance with all applicable laws and regulations. To the extent permissible under applicable laws, Dialight disclaims all liability for personal injury and/or other damage resulting from any dislodgment or other dislocation of its products.

DuroSite® LED Bulkhead/Shower Light - CE/UL

Dimensional Drawings

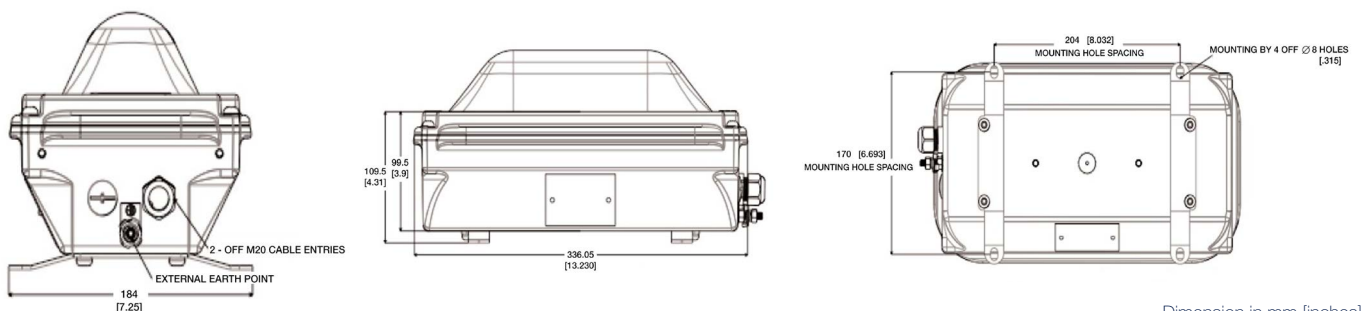
Dimensions - Standard



Dimension in mm [inches]

*2-off cable entries on shower models

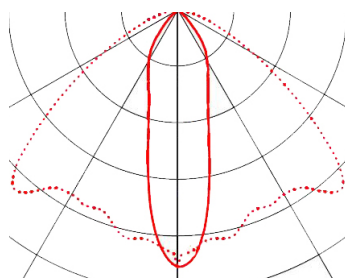
Dimensions - Emergency Shower Safe Model



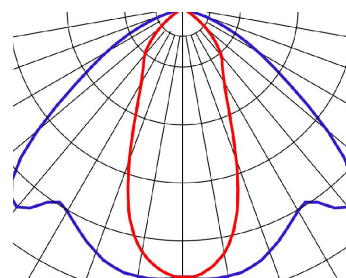
Dimension in mm [inches]

*Shown with Flush mounting bracket

Beam Distribution



Oval (55° x 35°)



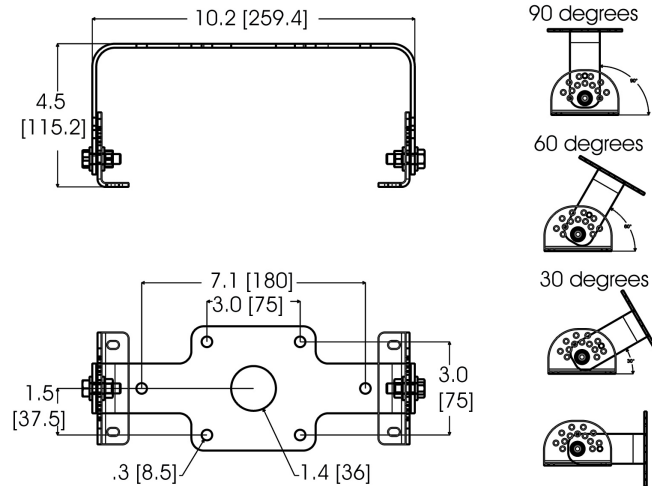
Oval (35° x 55°)

DISCLAIMER. All product information provided is, to the best of Dialight's knowledge, accurate as of the date of publication. When ordering, refer to www.dialight.com for current versions of: (a) relevant product documentation (including the relevant product data sheets); (b) Dialight terms and conditions of sale; and, (c) the relevant product warranty. To the extent that any contract is deemed formed between Dialight and the purchaser of Dialight products and/or an end-user, versions of documents available at www.dialight.com as at the date of sale shall be the versions incorporated therein. In the event of any discrepancy between this document or information provided at www.dialight.com, the latter shall prevail.

DuroSite® LED Bulkhead/Shower Light - CE/UL

Dimensional Drawings

WP-BRKT-SS-ADJ



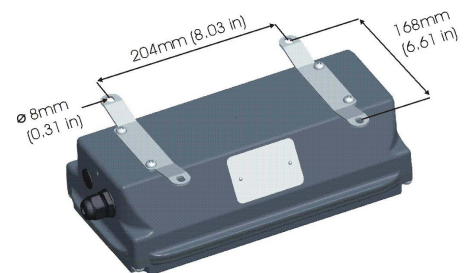
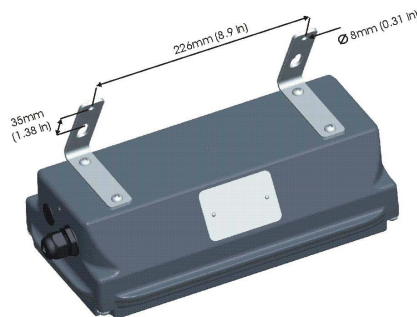
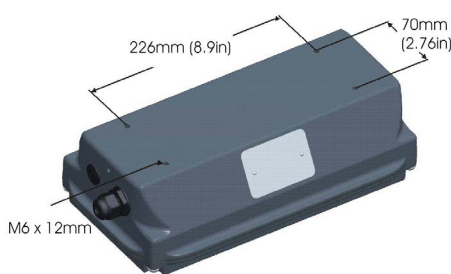
WP-STMB-LG00-XX



Without Bracket

30° Angle Bracket

Flush Bracket




*Holes are blank and blind

Standard Option

Remove last "E" from part code

Option "R"

Option "H"



2 Entries One Side, 1 Entry Opposite Side.

2 Entries One Side

Remove last **E** in the part code and replace with **R** 2 Entries One Side, 2 Entries Opposite Side and 1 Entry in the Rear. Replace last **E** in the part code with an **H**.

DISCLAIMER. All product information provided is, to the best of Dialight's knowledge, accurate as of the date of publication. When ordering, refer to www.dialight.com for current versions of: (a) relevant product documentation (including the relevant product data sheets); (b) Dialight terms and conditions of sale; and, (c) the relevant product warranty. To the extent that any contract is deemed formed between Dialight and the purchaser of Dialight products and/or an end-user, versions of documents available at www.dialight.com as at the date of sale shall be the versions incorporated therein. In the event of any discrepancy between this document or information provided at www.dialight.com, the latter shall prevail.

DuroSite® LED Bulkhead/Shower Light - CE/UL

Australia & Asia Order Codes


Current Part Number	Historic Part Number	Fixture Lumens	Wattage	lm/W	Voltage	Colour Temperature (CCT)	Lens	Beam Distribution
Standard Models - 100-277 VAC								
WP-4N3H-FLGCE	WP-4N3H-FLGC	1,150	22	52	100-277 VAC	4300K (neutral white)	Tempered glass	Oval (35° x 55°)
WP-5N3H-NLGCE	WP-5N3H-NLGC	1,150	22	52	100-277 VAC	4300K (neutral white)	Tempered glass	Oval (55° x 35°)
WP-4N3L-FLGCE	WP-4N3L-FLGC	2,125	34	63	100-277 VAC	4300K (neutral white)	Tempered glass	Oval (35° x 55°)
WP-4N3L-FLGFE	WP-4N3L-FLGC	2,000	34	60	100-277 VAC	4300K (neutral white)	Frosted glass	Diffused
WP-5N3L-NLGCE	WP-5N3L-NLGC	2,025	34	60	100-277 VAC	4300K (neutral white)	Tempered glass	Oval (55° x 35°)
Emergency Models - 207-264 VAC								
WE-4N4H-FLGCE	WE-4N4H-FLGC	1,150	24	48	207-264 VAC	4300K (neutral white)	Tempered glass	Oval (35° x 55°)
WE-5N4H-NLGCE	WE-5N4H-NLGC	1,150	24	48	207-264 VAC	4300K (neutral white)	Tempered glass	Oval (55° x 35°)
WE-4N4L-FLGCE	WE-4N4L-FLGC	2,125	36	59	207-264 VAC	4300K (neutral white)	Tempered glass	Oval (35° x 55°)
WE-5N4L-NLGCE	WE-5N4L-NLGC	2,025	36	56	207-264 VAC	4300K (neutral white)	Tempered glass	Oval (55° x 35°)
Emergency Shower Safe Models - 230/240 VAC								
WE-0G4H-FLGDE	WE-0G4H-FLGD		24		230/240 VAC	Green	Polycarbonate dome	Diffused
Amber Models								
WP-5A3H-NLGCE	WP-5A3H-NLGC		24		100-277 VAC	Amber	Tempered glass	Oval (55° x 35°)
WE-5A4H-NLGCE	WE-5A4H-NLGC		24		207-264 VAC	Amber	Tempered glass	Oval (55° x 35°)

All values typical unless otherwise stated (tolerance +/- 10%).

Part numbers listed in **bold** are typically available in stock.

Part numbers listed in the table above are neutral white. For cool white models, replace the 4th character with a **C**.

Historical part number provided for reference only. For performance characteristics of historical product, please contact your local representative.



WP-BRKT-SS-ADJ

- 316 stainless steel adjustable bracket
- Includes self-tapping screws



WP-STMB-LG00-10

- Non-threaded 50mm bore straight stanchion mounting bracket



WPX-000799-BATT

- 4Ah 3.6V battery module for 22W
- Replacement battery kit
- Battery Backup models



WP-BRKT-LG-PF

- Pipe and flush bracket
- Includes self-tapping screws



WP-STMB-LG25

- Non-threaded 50mm 25° stanchion mounting bracket



WP-STMB-LG85-50

- Non-threaded bore 34mm diameter

Also available:

WP-BRKT-F-KIT

- Flush mounting brackets
- Bracket to fixture hardware
- Includes (2) brackets in 304 stainless steel and stainless mounting hardware

WP-BRKT-SS-30

- 30° angle mounting brackets
- Bracket to fixture hardware
- Includes (2) brackets in 304 stainless steel and stainless mounting hardware

DISCLAIMER. All product information provided is, to the best of Dialight's knowledge, accurate as of the date of publication. When ordering, refer to www.dialight.com for current versions of: (a) relevant product documentation (including the relevant product data sheets); (b) Dialight terms and conditions of sale; and, (c) the relevant product warranty. To the extent that any contract is deemed formed between Dialight and the purchaser of Dialight products and/or an end-user, versions of documents available at www.dialight.com as at the date of sale shall be the versions incorporated therein. In the event of any discrepancy between this document or information provided at www.dialight.com, the latter shall prevail.

SafeSite® LED High Bay - IECEx/ATEX

Technical Specifications



Ratings and Certifications

• 10 year warranty	• CE / ENEC / RCM
• IP66	• IECEx / ATEX Zone 1, 21
• RoHS compliant	• IECEx / ATEX Zone 2, 22
• L70 >150,000 hours @ 25°C ambient	

*All features not available on every model. Please refer to product part number pages for model specifics.

Mechanical Information

Fixture weight:	14.1 kg (31 lb) w/ 3m SWB fixed cable
	15.4 kg (34 lb) w/ junction box
Mounting:	Aluminum or stainless steel stirrup mounting bracket (included)
	Secondary retention option available
Wiring options:	Factory fitted junction terminal box with 2 off M25 x 1.5mm or M20 x 1.5 mm cable entries or 3m SWB cable
Terminals:	0,5-4mm² x 6 on junction box models

Specifications

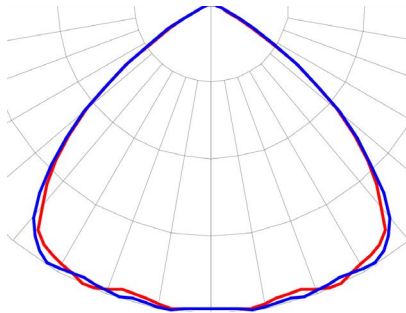
Voltage options:	100-277 VAC, 120-250 VDC	Housing:	Copper-free aluminium
Operating temp:	-40°C to +60°C	Lens:	Tempered glass (optional fragment retention available)
Power factor:	>0.9	Finish:	Superior dual coat finish - Sealed polyester topcoat - Chemical-resistant epoxy primer
THD:	<20%	CRI:	80 typical
Surge protection:	Protection devices capable of handling up to 6kV. Tested for 6kV/2 ohm combination wave, as per IEEE C62.41, line-line and line-ground	CCT:	5000K (cool white)
			4000K (neutral white)
			2700K (warm white)

Comparison

	Warranty	L70	T-Rating
Dialight LED High Bay	10yr	>150,000	T4
Metal Halide	1	15,000	T2
High Pressure Sodium	1	20,000	T2A

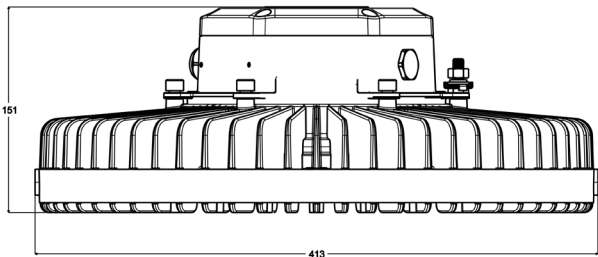
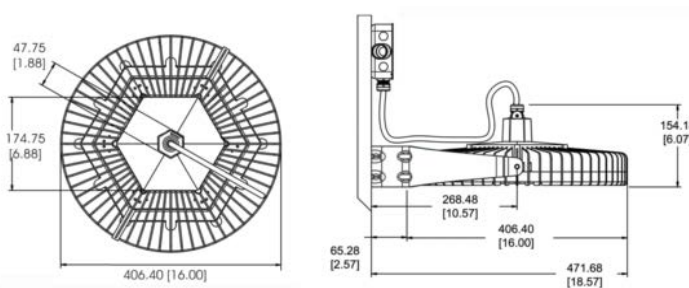
Lumens	Wattage	lm/W	Mounting Heights
20,810	148	141	12m
			↕
7,870	58	136	5m

Beam Distribution



Medium

Dimensions



Dimension in mm [inches]

WARNING - INSTALLATION & SECONDARY RETENTION. Use of any Dialight products without proper installation (including secondary retention / netting) and periodic inspections could cause severe injury or death. Dialight recommends that all installations should use secondary retention / netting (appropriate to the installation environment) where applicable. It is the exclusive responsibility of the contractor, installer and/or end-user to: (a) determine the suitability of the product for its intended application; and, (b) ensure that the product is safely installed (with secondary retention / netting where appropriate) and in compliance with all applicable laws and regulations. To the extent permissible under applicable laws, Dialight disclaims all liability for personal injury and/or other damage resulting from any dislodgment or other dislocation of its products.

SafeSite® LED High Bay - IECEx/ATEX

Australia & Asia Order Codes

Current Part Number	Historic Part Number	Fixture Lumens	Wattage	lm/W	Voltage	Colour Temperature (CCT)	Lens	Beam Distribution
IECEx Standard Cabled Models								
HEA7MN2ADA-WNGN	HEA9MN4DN-BCG	7,870	58	136	100-277 VAC, 120-250 VDC	Neutral White 4000K	Clear Tempered Glass	Medium
HEA7MN2BDA-WNGN	HEA9MN4GN-BCG	10,570	77	137	100-277 VAC, 120-250 VDC	Neutral White 4000K	Clear Tempered Glass	Medium
HEA7MN2CDA-WNGN	HEA9MN4KN-BCG	15,890	113	141	100-277 VAC, 120-250 VDC	Neutral White 4000K	Clear Tempered Glass	Medium
HEA7MN2EDA-WNGN	HEA9MN4PN-BCG	20,810	148	141	100-277 VAC, 120-250 VDC	Neutral White 4000K	Clear Tempered Glass	Medium
IECEx Standard Junction Box Models								
HWA7MN2ADA-NNGN	HEA9MN4DN-KCG	7,870	58	136	100-277 VAC, 120-250 VDC	Neutral White 4000K	Clear Tempered Glass	Medium
HWA7MN2BDA-NNGN	HEA9MN4GN-KCG	10,570	77	137	100-277 VAC, 120-250 VDC	Neutral White 4000K	Clear Tempered Glass	Medium
HWA7MN2CDA-NNGN	HEA9MN4KN-KCG	15,890	113	141	100-277 VAC, 120-250 VDC	Neutral White 4000K	Clear Tempered Glass	Medium
HWA7MN2EDA-NNGN	HEA9MN4PN-KCG	20,810	148	141	100-277 VAC, 120-250 VDC	Neutral White 4000K	Clear Tempered Glass	Medium
IECEx Hydrogen Area Junction Box Models								
HEH9MN4KN-KCG	HEH9MC4PN-JNG	16,000	144	111	100-277 VAC, 120-250 VDC	Neutral White 4000K	Clear Tempered Glass	Medium
HEH9MN4PN-KCG	HEH9MC4PN-JNG	23,500	212	111	100-277 VAC, 120-250 VDC	Neutral White 4000K	Clear Tempered Glass	Medium
CID2 Standard Cabled Models								
HED7MN2ADN-WNGN	HEDGMC4DN-SNG	11,000	80	138	100-277 VAC, 120-250 VDC	Neutral White 4000K	Clear Tempered Glass	Medium
HED7MN2BDN-WNGN	HEDGMC4GN-SNG	13,750	102	135	100-277 VAC, 120-250 VDC	Neutral White 4000K	Clear Tempered Glass	Medium
HED7MN2CDN-WNGN	HEDGMC4KN-SNG	18,750	129	145	100-277 VAC, 120-250 VDC	Neutral White 4000K	Clear Tempered Glass	Medium
HED7MN2EDN-WNGN	HEDGMC4PN-SNG	26,000	186	140	100-277 VAC, 120-250 VDC	Neutral White 4000K	Clear Tempered Glass	Medium

All values typical unless otherwise stated (tolerance +/- 10%).

Part numbers listed in **bold** are typically available in stock.

Part numbers listed in the table above are neutral white. For cool white models, replace the 6th character with a **C**.

Part numbers listed in the table above are neutral white. For warm white models, replace the 6th character with a **W**.

Historical part number provided for reference only. For performance characteristics of historical product, please contact your local representative.



HBXW3-SSL-316M

- 316 stainless steel bracket



HBXW3

- Aluminium swivel bracket (included with fixture)



HBXSBDK

- Sand blast kit (dome lens)

HBXSBDL

- Sacrificial dome lens



HBXSBLK

- Sand blast kit (flat lens)

HBXSBL

- Sacrificial flat lens

DISCLAIMER. All product information provided is, to the best of Dialight's knowledge, accurate as of the date of publication. When ordering, refer to www.dialight.com for current versions of: (a) relevant product documentation (including the relevant product data sheets); (b) Dialight terms and conditions of sale; and, (c) the relevant product warranty. To the extent that any contract is deemed formed between Dialight and the purchaser of Dialight products and/or an end-user, versions of documents available at www.dialight.com as at the date of sale shall be the versions incorporated therein. In the event of any discrepancy between this document or information provided at www.dialight.com, the latter shall prevail.

SafeSite® LED Floodlight - IECEx/ATEX - CE



Technical Specifications



Ratings and Certifications

- 10 year warranty
- CE / ENEC / RCM
- IP66
- IECEx / ATEX Zone 1, 21
- RoHS compliant
- IECEx / ATEX Zone 2, 22
- L70 >150,000 hours @ 25°C ambient

*All features not available on every model. Please refer to product part number pages for model specifics.

Specifications

Mechanical Information		<div>Surge protection: Protection devices capable of handling up to 6kV. Tested for 6kV/2 ohm combination wave, as per IEEE C62.41, line-line and line-ground</div>	Lens:	Tempered glass (optional fragment retention available)
Fixture weight:	15.4 kg (34 lb)		Finish:	Superior dual coat finish - Sealed polyester topcoat - Chemical-resistant epoxy primer
Mounting:	316 stainless steel mounting bracket (included)		CRI:	80 typical
	Secondary retention option available		CCT:	5000K (cool white)
Cable Entries:	(2) M25 x 1.5mm			4000K (neutral white)
Terminals:	0,5-4mm² x 6			2700K (warm white)

Comparison

	Warranty	L70	T-Rating
Dialight LED Floodlight	10yr	>150,000	T4
Metal Halide	1	15,000	T2
High Pressure Sodium	1	20,000	T2A

Lumens

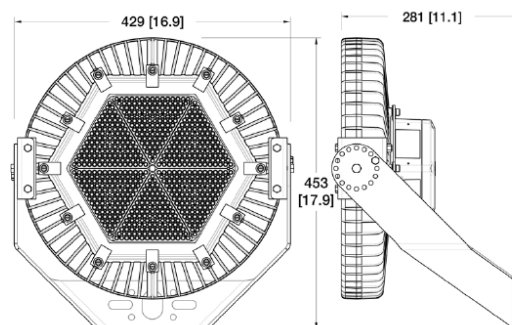
Wattage

lm/W

Mounting Heights

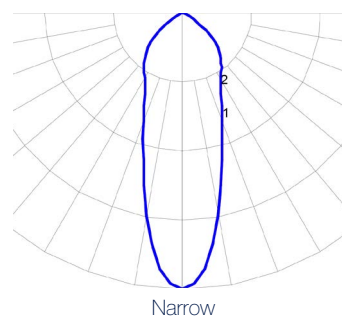
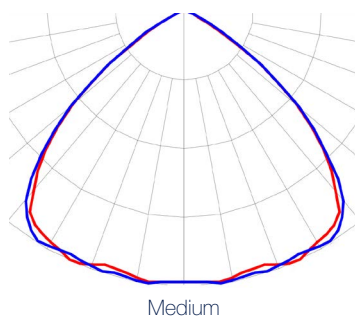
20,810	148	141	12m
15,890	113	141	5m

Dimensions



Dimension in mm (inches)

Beam Distribution



WARNING - INSTALLATION & SECONDARY RETENTION. Use of any Dialight products without proper installation (including secondary retention / netting) and periodic inspections could cause severe injury or death. Dialight recommends that all installations should use secondary retention / netting (appropriate to the installation environment) where applicable. It is the exclusive responsibility of the contractor, installer and/or end-user to: (a) determine the suitability of the product for its intended application; and, (b) ensure that the product is safely installed (with secondary retention / netting where appropriate) and in compliance with all applicable laws and regulations. To the extent permissible under applicable laws, Dialight disclaims all liability for personal injury and/or other damage resulting from any dislodgment or other dislocation of its products.

SafeSite® LED Floodlight - IECEx/ATEX - CE

Australia & Asia Order Codes

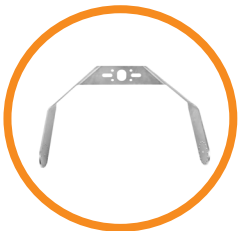
Current Part Number	Historic Part Number	Fixture Lumens	Wattage	lm/W	Voltage	Colour Temperature (CCT)	Lens	Beam Distribution
Standard Models								
FSA7MN2CDV-NNGN	FLA9MN4KN-KNG	15,890	113	141	100-277 VAC, 120-250 VDC	Neutral White 4000K	Clear Tempered Glass	Medium
FSA7NN2CDV-NNGN	FLA9NN4KN-KNG	15,890	113	141	100-277 VAC, 120-250 VDC	Neutral White 4000K	Clear Tempered Glass	Narrow
FSA7MN2EDV-NNGN	FLA9MN4PN-KNG	20,810	148	141	100-277 VAC, 120-250 VDC	Neutral White 4000K	Clear Tempered Glass	Medium
FSA7NN2EDV-NNGN	FLA9NN4PN-KNG	20,810	148	141	100-277 VAC, 120-250 VDC	Neutral White 4000K	Clear Tempered Glass	Narrow
Hydrogen Models								
FLH9MN4KN-KNG	FLH9MC4KN-KNG	16,000	144	111	100-277 VAC	Neutral White 4000K	Clear Tempered Glass	Medium
FLH9NN4KN-KNG	FLH9NC4KN-KNG	16,000	144	111	100-277 VAC	Neutral White 4000K	Clear Tempered Glass	Narrow
FLH9MN4PN-KNG	FLH9MC4PN-KNG	23,500	212	111	100-277 VAC	Neutral White 4000K	Clear Tempered Glass	Medium
FLH9NN4PN-KNG	FLH9NC4PN-KNG	23,500	212	111	100-277 VAC	Neutral White 4000K	Clear Tempered Glass	Narrow

All values typical unless otherwise stated (tolerance +/- 10%).

Part numbers listed in **bold** are typically available in stock.

Part numbers listed in the table above are neutral white. For cool white models, replace the 6th character with a **C**.

Historical part number provided for reference only. For performance characteristics of historical product, please contact your local representative.



HBXW3-SSL-316FT

- 316 stainless steel forward throw bracket



HZXCBL2

- Stainless steel safety cable kit



HBXSBDK

- Sand blast kit (dome lens)

HBXSBDL

- Sacrificial dome lens

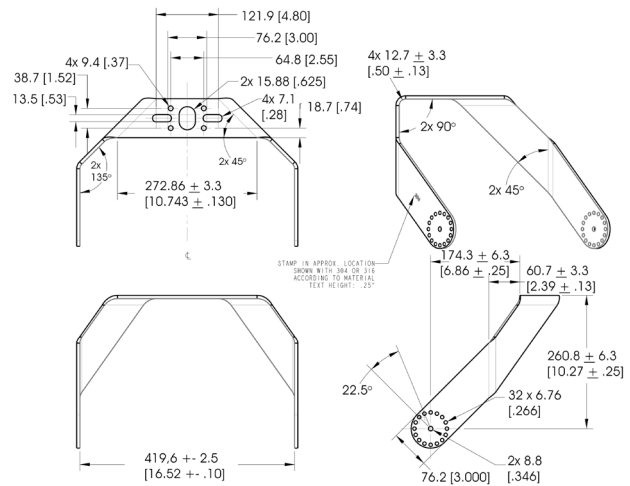


HBXSBDK

- Sand blast kit (flat lens)

HBXSBDL

- Sacrificial flat lens



Dimension in mm (inches)

SafeSite® LED Floodlight - UL

Technical Specifications



Ratings and Certifications		
• UL 844	• CID2 A,B,C,D	• IK07 (glass) / IK10 (polycarbonate)
• UL 1598/A	• CID1 E,F,G	• 10 year warranty
• CSA C22.2 No.137-M81	• CID2 F,G	• L70 rated for >100,000 hours
• IP66/67	• CIII	

*All features not available on every model. Please refer to product part number pages for model specifics.

Temperature Ratings	
Ambient Temperature Range T4A Temperature Code	Ambient Temperature Range T5 Temperature Code
15,000 - 13,500lm models	11,500 - 10,750lm models
-40°F to +149°F (-40°C to +65°C)	-40°F to +149°F (-40°C to +65°C)

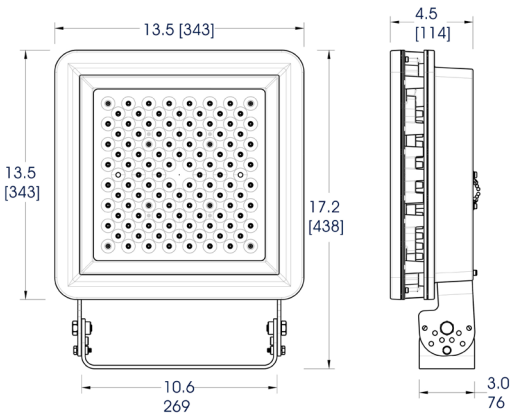
Mechanical Information	
Fixture weight:	30 lb (13.6 kg)
Shipping weight:	34 lb (15.4 kg)
Mounting:	304 Stainless steel trunnion mounting bracket included Secondary retention standard
EPA (Sq. ft)	1.66 sq. ft.
Entry:	(2) 3/4" NPT cable entries

Specifications			
Voltage options:	100-277 VAC	Housing:	Copper-free aluminum
		Lens:	Tempered glass
			Polycarbonate
Operating temp:	-40°F to +149°F (-40°C to +65°C)	CRI:	75
Power factor:	>0.9	CCT:	5000K (cool white)
THD:	<20%		4000K (neutral white)
Surge protection:	IEC 61000-4-5 6kV line-to-line , 6kV line-to-ground		

	Comparison		
	Warranty	L70	T-Rating
Dialight LED Floodlight	10yr	>100,000	T5
Metal Halide	1	6,000	T2
High Pressure Sodium	1	20,000	T2A

Lumens	Wattage	lm/W	Mounting Heights
15,000	135	111	9m
14,750	135	109	
13,500	140	96	
11,500	106	108	
11,250	106	106	
11,000	106	104	
10,750	106	101	
10,500	106	99	4.5m

Dimensions



Dimension in inches [mm]

WARNING - INSTALLATION & SECONDARY RETENTION. Use of any Dialight products without proper installation (including secondary retention / netting) and periodic inspections could cause severe injury or death. Dialight recommends that all installations should use secondary retention / netting (appropriate to the installation environment) where applicable. It is the exclusive responsibility of the contractor, installer and/or end-user to: (a) determine the suitability of the product for its intended application; and, (b) ensure that the product is safely installed (with secondary retention / netting where appropriate) and in compliance with all applicable laws and regulations. To the extent permissible under applicable laws, Dialight disclaims all liability for personal injury and/or other damage resulting from any dislodgment or other dislocation of its products.

SafeSite® LED Floodlight - UL

Asia Order Codes

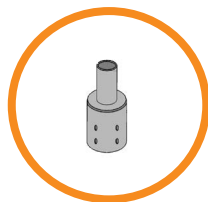
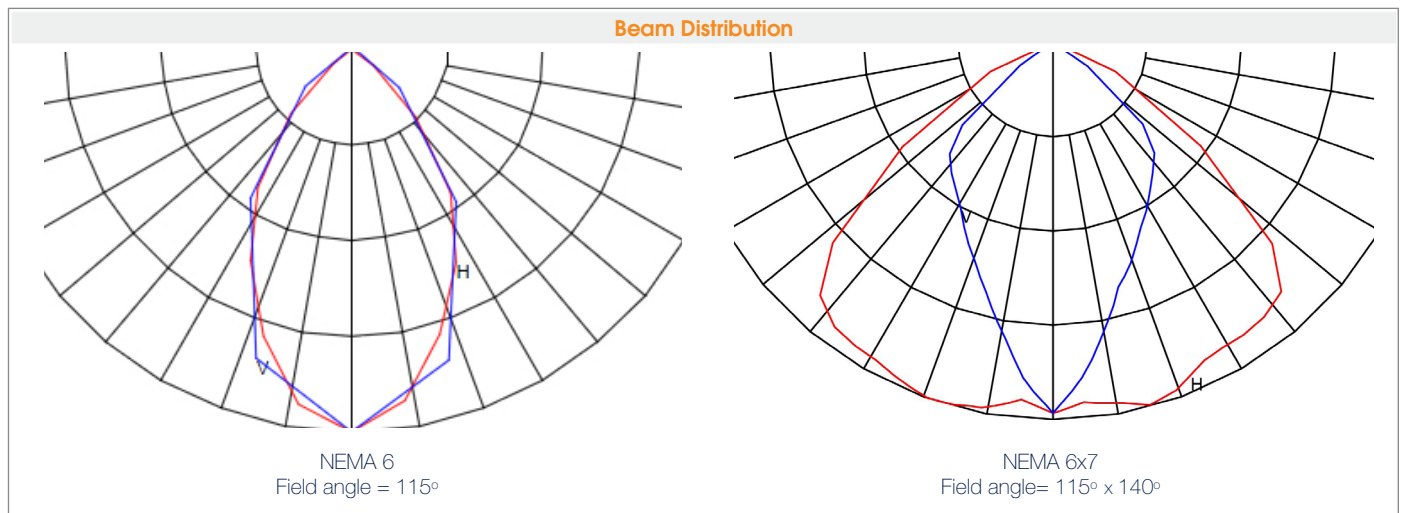
Current Part Number	Historic Part Number	Fixture Lumens	Wattage	lm/W	Voltage	Colour Temperature (CCT)	Lens	Beam Distribution
Class I, Div. 2 Models								
FLD466NN4NG	FLD444NC4NG	15,000	135	111	100-277 VAC	4000K (neutral white)	Tempered glass	NEMA 6 (115°)
FLD467NN4NG	FLD466NC4NG	14,750	135	109	100-277 VAC	4000K (neutral white)	Tempered glass	NEMA 6x7 (115° x 140°)

All values typical unless otherwise stated (tolerance +/- 10%).

Part numbers listed in **bold** are typically available in stock.

Part numbers listed in the table above are neutral white. For cool white models, replace the 8th character with a **C**.

Historical part number provided for reference only. For performance characteristics of historical product, please contact your local representative.



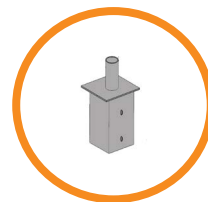
FLX-3RPA-20DB

- Reducer for 3" OD round pole top to 2-3/8" light mount



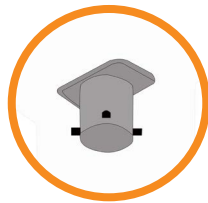
HZXCBL2

- Stainless steel safety cable kit



FLX-4SPA-20DB

- Internal tenon adapter for 4" square pole top to 2-3/8" light mount



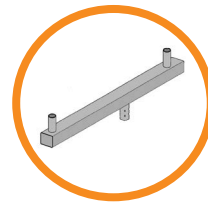
FLX-1TPT-20DB

- Tenon pole topper, 2-3/8" mount



FLX-1RAB-20DB

- Tenon pole topper, 2-3/8" mount




FLX-2RSR-20DB

- Round square round bracket for 2 lights, 2-3/8" mount, 21" spacing



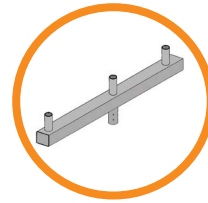
FLX-2LBH-20DB

- Bull horn for 2 lights, 2-3/8" mount, 21" spacing




FLX-3LBH-20DB

- Bull horn for 3 lights, 2-3/8" mount, 21" spacing



FLX-3RSR-20DB

- Round square round bracket for 3 lights, 2-3/8" mount, 21" spacing



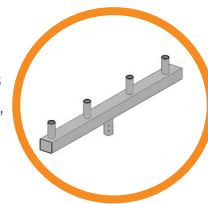
FLX-4LBH-20DB

- Bull horn for 4 lights, 2-3/8" mount, 21" spacing



FLX-4RBH-20DB

- Bull horn for 4 lights in star configuration, 2-3/8" mount, 21" spacing




FLX-4RSR-20DB

- Round square round bracket for 4 lights, 2-3/8" mount, 21" spacing

DISCLAIMER. All product information provided is, to the best of Dialight's knowledge, accurate as of the date of publication. When ordering, refer to www.dialight.com for current versions of: (a) relevant product documentation (including the relevant product data sheets); (b) Dialight terms and conditions of sale; and, (c) the relevant product warranty. To the extent that any contract is deemed formed between Dialight and the purchaser of Dialight products and/or an end-user, versions of documents available at www.dialight.com as at the date of sale shall be the versions incorporated therein. In the event of any discrepancy between this document or information provided at www.dialight.com, the latter shall prevail.

SafeSite® LED Area Light - IECEx/ATEX

Technical Specifications



Ratings and Certifications

• CE (EN61547:2009, EN55015:2006)	• ATEX / IECEx Zones 1, 21
• Ex II 2GD Ex d IIC T4 Gb (Ta= -40°C to +65°C)	• ATEX / IECEx Zones 2, 22
• Ex t IIC T135°C Db IP 6X (Ta = -40°C to +65°C)	• IP66
• Ex II 2GD Ex d IIC T5 Gb (Ta= -40°C to +42°C)	• IK08
• Ex t IIC T100°C Db IP 6X (Ta = -40°C to +42°C)	• 5 year warranty
• L70 rated for 150,000+ hours @ 25°C ambient	
• ABS Design Assessed #13-HS1043210C-PDA	

*All features not available on every model. Please refer to product part number pages for model specifics.

Mechanical Information

Fixture weight:	Zone 1, 21 - 9.53 kg (21 lbs)
	Junction Box - 9.07 kg (20 lbs)
Shipping weight:	Zone 1, 21 - 10.43 kg (23 lbs)
	Junction Box - 9.98 kg (22 lbs)
Mounting:	Supplied with stirrup mounting bracket
	Secondary retention standard
Cabling:	Zone 1, 21 - Factory installed 3 meter SWB cable
	Junction Box - Factory installed junction box

Specifications

Voltage options:	100 - 277V AC, 50/60 Hz	Housing:	Copper free aluminium
Operating temp:	-40°C to +65°C	Lens:	Toughened glass
Power factor:	>0.9	CRI:	75
THD:	<20%	CCT:	5000K (cool white)
Surge protection:	1 kV line to line, 2 kV line to ground		4000K (neutral white)

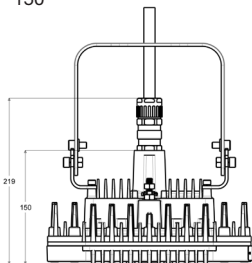
Comparison

	Warranty	L70	T-Rating
Dialight Area Light	5yr	>150,000	T5
Metal Halide	1	15,000	T3
High Pressure Sodium	1	20,000	T2A

Lumens	Wattage	Lm/W	Mounting Heights
6,000	58	103	6m
			↕
2,000	22	91	3m

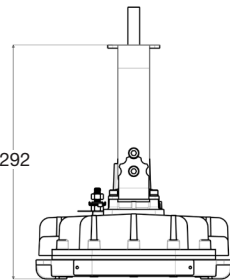
Dimensions

219
150

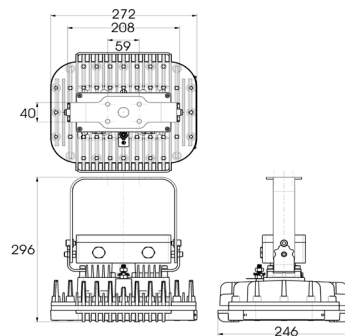


Zone 1, 21

292



Junction Box



Dimension are in mm

WARNING - INSTALLATION & SECONDARY RETENTION. Use of any Dialight products without proper installation (including secondary retention / netting) and periodic inspections could cause severe injury or death. Dialight recommends that all installations should use secondary retention / netting (appropriate to the installation environment) where applicable. It is the exclusive responsibility of the contractor, installer and/or end-user to: (a) determine the suitability of the product for its intended application; and, (b) ensure that the product is safely installed (with secondary retention / netting where appropriate) and in compliance with all applicable laws and regulations. To the extent permissible under applicable laws, Dialight disclaims all liability for personal injury and/or other damage resulting from any dislodgment or other dislocation of its products.

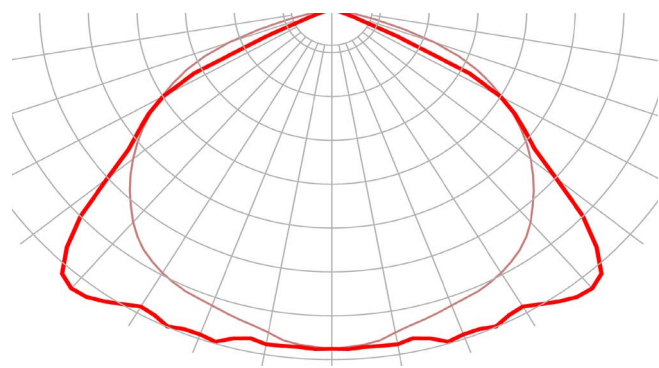
SafeSite® LED Area Light - IECEx/ATEX

Australia & Asia Order Codes

Current Part Number	Historic Part Number	Fixture Lumens	Wattage	lm/W	Voltage	Colour Temperature (CCT)	Lens	Beam Distribution	Mounting Options
IECEX / ATEX Zone 1, 21									
	HZA9C2N	6,000	57	105	100-277 VAC	5000K (cool white)	Toughened glass	360°	Stirrup bracket
IECEX / ATEX Zone 1, 21 with Junction Box									
	HZJA5C2N	5,100	47	109	100-277 VAC	5000K (cool white)	Toughened glass	360°	Junction box
	HZJA9C2N	6,000	57	105	100-277 VAC	5000K (cool white)	Tempered glass	360°	Junction box

All values typical unless otherwise stated (tolerance +/- 10%).
Part numbers listed in **bold** are typically available in stock.
Historical part number provided for reference only. For performance characteristics of historical product, please contact your local representative.

Beam Distribution



360° Pattern

DISCLAIMER. All product information provided is, to the best of Dialight's knowledge, accurate as of the date of publication. When ordering, refer to www.dialight.com for current versions of: (a) relevant product documentation (including the relevant product data sheets); (b) Dialight terms and conditions of sale; and, (c) the relevant product warranty. To the extent that any contract is deemed formed between Dialight and the purchaser of Dialight products and/or an end-user, versions of documents available at www.dialight.com as at the date of sale shall be the versions incorporated therein. In the event of any discrepancy between this document or information provided at www.dialight.com, the latter shall prevail.

SafeSite® LED Area Light - UL 844 Class I, Div 2

Technical Specifications



Ratings and Certifications

- 10 year warranty
- L70 >300,000 hours @ 65°C ambient
- UL
- IP66 / 67 / 69
- IK07 (glass lens) / IK10 (polycarbonate lens)
- 0-10 V dimming as standard

*All features not available on every model. Please refer to product part number pages for model specifics.

Mechanical Information

Fixture weight:	
Glass:	5.4 kg (12 lb)
Polycarbonate:	4.5 kg (10 lb)
Shipping weight:	
Glass:	6.3 kg (14 lb)
Polycarbonate:	5.4 kg (12 lb)
Mounting:	Stainless steel, wall and pole mounting bracket options
	Secondary retention standard

Specifications

Voltage options:	100-277 VAC 50/60Hz, 120-250 VDC	Housing:	Copper-free aluminium
		Lens:	Hard-coated polycarbonate Tempered glass
Operating temp:	-40°C to +65°C	Finish:	Superior dual coat finish - Sealed polyester topcoat
Power factor:	>0.9	CRI:	80
THD:	<20%	CCT:	5000K (cool white)
Surge protection:	6kV, 2 Ohm line-line and line-ground		4000K (neutral white)
			2700K (warm white)

Comparison

	Warranty	L70
Dialight LED Area Light	10yr	>300,000
Metal Halide	1	15,000
High Pressure Sodium	1	20,000

Lumens

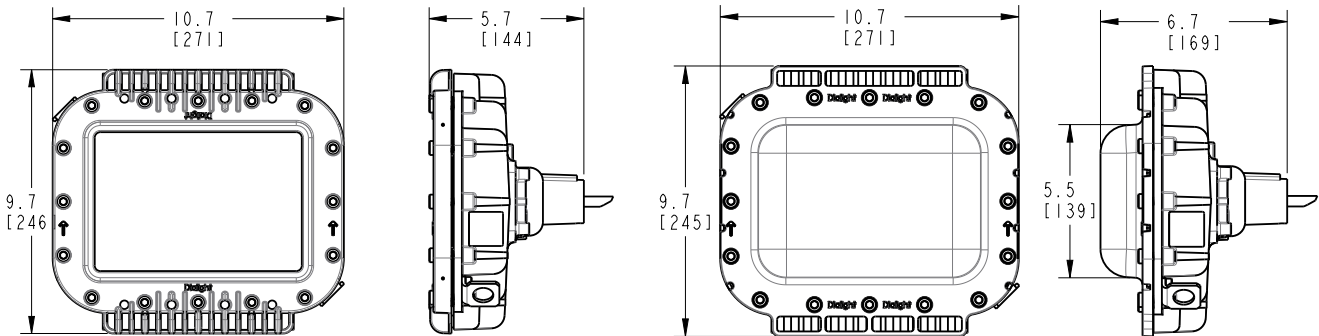
Wattage

lm/W

Mounting Heights

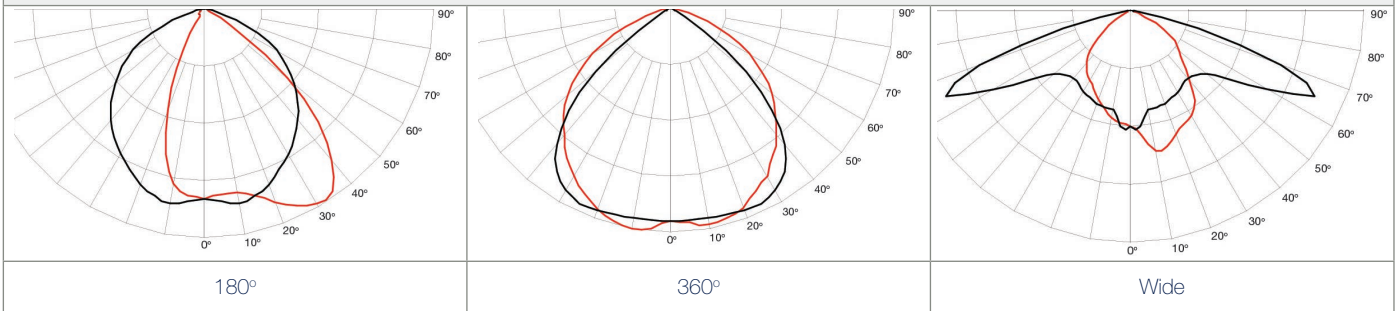
9,000	66	136	10m
5,700	40	143	↕
4,200	30	140	3m

Dimensions



Dimension in inches [mm]

Beam Distribution



WARNING - INSTALLATION & SECONDARY RETENTION. Use of any Dialight products without proper installation (including secondary retention / netting) and periodic inspections could cause severe injury or death. Dialight recommends that all installations should use secondary retention / netting (appropriate to the installation environment) where applicable. It is the exclusive responsibility of the contractor, installer and/or end-user to: (a) determine the suitability of the product for its intended application; and, (b) ensure that the product is safely installed (with secondary retention / netting where appropriate) and in compliance with all applicable laws and regulations. To the extent permissible under applicable laws, Dialight disclaims all liability for personal injury and/or other damage resulting from any dislodgment or other dislocation of its products.

SafeSite® LED Area Light - UL 844 Class I, Div 2

Asia Order Codes

Current Part Number	Historic Part Number	Fixture Lumens	Wattage	lm/W	Voltage	Colour Temperature (CCT)	Lens	Beam Distribution	Mounting Options
Class I, Div. 1									
ALC7BN26DBWNGN	HZC9N2NDR	5,300	40	133	100-277 VAC, 120-250 VDC	4000K (neutral white)	Tempered glass	360°	316 stainless steel adjustable bracket
ALC7BC26DBWNGN	HZC9N2NDR	5,400	40	135	100-277 VAC, 120-250 VDC	5000K (cool white)	Tempered glass	360°	316 stainless steel adjustable bracket
Class I, Div. 2									
ALD5BN26DNWNGN	HZD9N2N	5,100	40	127	100-277 VAC, 120-250 VDC	4000K (neutral white)	Polycarbonate	360°	3/4" NPT
ALD7WC27DNWNGN		7,300	64	114	100-277 VAC, 120-250 VDC	5000K (cool white)	Tempered glass	Wide	3/4" NPT
ALD7BC29DNWNGN		9,000	66	136	100-277 VAC, 120-250 VDC	5000K (cool white)	Tempered glass	360°	3/4" NPT
ALD5AN26DCNNGN	HZD8N2NC	4,900	40	122	100-277 VAC, 120-250 VDC	4000K (neutral white)	Tempered glass	180°	Crous Hinds - Champ adapter
Class 2, Div. 1									
ALF5BN26DANNGN	HZF5C2NA, HZF9C2NA	5,100	40	127	100-277 VAC, 120-250 VDC	5000K (cool white)	Polycarbonate	360°	Appleton Mercmaster III adapter

All values typical unless otherwise stated (tolerance +/- 10%).

Part numbers listed in **bold** are typically available in stock.

Part numbers listed in the table above are neutral white. For cool white models, replace the 6th character with a **C**.

Historical part number provided for reference only. For performance characteristics of historical product, please contact your local representative.



Certified to: UL 50E • CSA C22.2 No. 94.2-07

HZXSTAN100S

- 1.00" (1.315" Pole OD) slip-fit stanchion mount
- 1.25" (1.660" Pole OD) slip-fit stanchion mount

HZXSTAN052S

- 52mm slip-fit stanchion mount

HZXSTAN200S

- 2.00" (2.375" Pole OD) slip-fit stanchion mount

HZXSTAN100T

- 1.00" (1.315" Pole OD) NPT-threaded stanchion mount

HZXSTAN125T

- 1.25" (1.660" Pole OD) NPT-threaded stanchion mount

HZXSTAN150T

- 1.50" (1.900" Pole OD) NPT-threaded stanchion mount

HZXSTAN200T

- 2.00" (2.375" Pole OD) NPT-threaded stanchion mount



HZXW3

- 316 stainless steel bracket

HZXW7

- Aluminum bracket



HZXSAFECBLS

- Safety cable kit



HZXW4

- 316 stainless steel bracket with 1.5" pipe clamp


HZXW8

- Aluminum bracket with 1.5" pipe clamp

DISCLAIMER. All product information provided is, to the best of Dialight's knowledge, accurate as of the date of publication. When ordering, refer to www.dialight.com for current versions of: (a) relevant product documentation (including the relevant product data sheets); (b) Dialight terms and conditions of sale; and, (c) the relevant product warranty. To the extent that any contract is deemed formed between Dialight and the purchaser of Dialight products and/or an end-user, versions of documents available at www.dialight.com as at the date of sale shall be the versions incorporated therein. In the event of any discrepancy between this document or information provided at www.dialight.com, the latter shall prevail.

SafeSite® LED GRP Linear

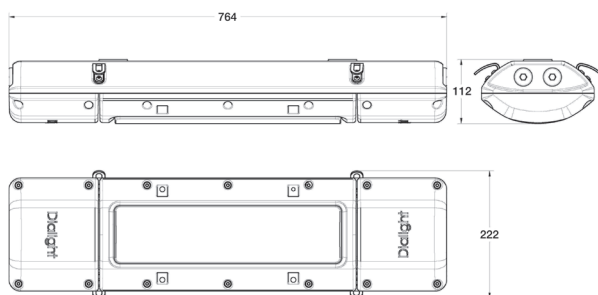
IECEX



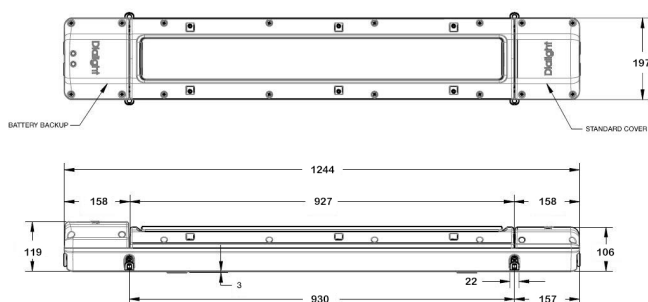
Certifications & Ratings

- 10 year warranty
- CE
- RCM
- IP66/67
- IECEx Zone 1, 2, 21 & 22 • IECEx Zones 2, 21 & 22
 - Ex II 2 GD
 - Ex eb mb op is IIC T4 Gb
 - Ex tb op is IIC T130°C Db
 - Certification numbers:
 - Sira 19ATEX4226X
 - IECEx SIR 19.0068X
 - Ex II 3 GD
 - Ex ec IIC T4 Gc
 - Ex tc IIC T130°C Dc
 - IECEx SIR 19.0069X
 - Ex II 2 D
 - Ex tb op is IIC T130°C Db
 - IECEx SIR 19.0069X
- DALI 1.0/2.0 as standard
- Up to 2,875 & 5,750 (nominal) lumen outputs

764 mm Model



1244 mm Model



Dimensions in mm

Mechanical Information:

Fixture weights:

Standard models: 764 mm: 7.7 kg
1244 mm: 10.9 kg

Emergency models:

764 mm: 8.6 kg
1244 mm: 11.8 kg

Mounting:

(2) M8 fixing points
Other mounting options available,
see page 5 for details

Cable entry:

(2) M25 cable entries at both ends,
through wired as standard

Safety Retention:

(4) 316 Stainless steel tabs as standard

Electrical Specifications:

Operating voltage:

Standard:
100-277 VAC, 50/60Hz
120-250 VDC

Emergency:
230/240 VAC, 50Hz
110/120 VAC, 60Hz (Zone 1 only)

Operating temperature:

Standard models: -40°C to +65°C
Emergency models: -20°C to +50°C

Harmonics & emissions:

IEC 55015 (conducted & radiated)
IEC 61000-3-2
IEC 61000-3-3
IEC 61547

Transient protection:

IEC 61000-4-5
6kV line-to-line & line-to-ground

Power factor:

> 0.9

Emergency Models:

Lumen output in EM mode: 10-25% of initial light output
(depending on selected duration and
length of fitting)

Expected battery life*:

4 years

Battery duration*:

90 min. (standard)
60/180 min. (optional, field-configurable)

Materials:

Housing:

Glass-reinforced polyester

Lens:

- Textured polycarbonate
convex lens (standard)
- Textured flat glass lens (optional)

Photometric Information:

CRI:

80 minimum

CCT:

5000K (cool white)
4000K (neutral white)
Green (Shower-Safe/Eye-Wash station
model)
Amber (Wildlife-Friendly)


All values typical unless otherwise stated (tolerance +/- 10%)

* @ 25°C ambient

WARNING - INSTALLATION & SECONDARY RETENTION. Use of any Dialight products without proper installation (including secondary retention / netting) and periodic inspections could cause severe injury or death. Dialight recommends that all installations should use secondary retention / netting (appropriate to the installation environment) where applicable. It is the exclusive responsibility of the contractor, installer and/or end-user to: (a) determine the suitability of the product for its intended application; and, (b) ensure that the product is safely installed (with secondary retention / netting where appropriate) and in compliance with all applicable laws and regulations. To the extent permissible under applicable laws, Dialight disclaims all liability for personal injury and/or other damage resulting from any dislodgment or other dislocation of its products.

Ordering Information

SafeSite® LED GRP Linear - IECEx



Part Number	Fixture Lumens (Nominal)	Wattage	lm/W	Voltage	CCT	Lens
Zone 1, 2, 21 & 22 Models (Standard)						
P2ABMC23A54WGN	2,875	25	115	100-277 VAC/120-250 VDC	5000K (cool white)	Textured Polycarbonate
P4ABMC26A54WGN	5,750	47	123	100-277 VAC/120-250 VDC	5000K (cool white)	Textured Polycarbonate
P2ABMN23A54WGN	2,785	25	111	100-277 VAC/120-250 VDC	4000K (neutral white)	Textured Polycarbonate
P4ABMN26A54WGN	5,575	47	119	100-277 VAC/120-250 VDC	4000K (neutral white)	Textured Polycarbonate
Zone 1, 2, 21 & 22 Models (Emergency Backup)						
P2ABMCG3A54WGF	2,875	29	99	230/240 VAC	5000K (cool white)	Textured Polycarbonate
P4ABMCG6A54WGF	5,750	51	113	230/240 VAC	5000K (cool white)	Textured Polycarbonate
P2ABMC13A54WGF	2,875	29	99	110/120 VAC	5000K (cool white)	Textured Polycarbonate
P4ABMC16A54WGF	5,750	51	113	110/120 VAC	5000K (cool white)	Textured Polycarbonate
P2ABMNG3A54WGF	2,785	29	96	230/240 VAC	4000K (neutral white)	Textured Polycarbonate
P4ABMNG6A54WGF	5,575	51	109	230/240 VAC	4000K (neutral white)	Textured Polycarbonate
P2ABMN13A54WGF	2,785	29	96	110/120 VAC	4000K (neutral white)	Textured Polycarbonate
P4ABMN16A54WGF	5,575	51	109	110/120 VAC	4000K (neutral white)	Textured Polycarbonate
Zone 2, 21 & 22 Models (Standard)						
P2BBMC23A5NWGN	2,875	25	115	100-277 VAC/120-250 VDC	5000K (cool white)	Textured Polycarbonate
P4BBMC26A5NWGN	5,750	47	123	100-277 VAC/120-250 VDC	5000K (cool white)	Textured Polycarbonate
P2BBMN23A5NWGN	2,785	25	111	100-277 VAC/120-250 VDC	4000K (neutral white)	Textured Polycarbonate
P4BBMN26A5NWGN	5,575	47	119	100-277 VAC/120-250 VDC	4000K (neutral white)	Textured Polycarbonate
Zone 2, 21 & 22 Models (Emergency Backup)						
P2BBMC23A5NWGF	2,875	29	99	230/240 VAC	5000K (cool white)	Textured Polycarbonate
P4BBMC26A5NWGF	5,750	51	113	230/240 VAC	5000K (cool white)	Textured Polycarbonate
P2BBMN23A5NWGF	2,785	29	96	230/240 VAC	4000K (neutral white)	Textured Polycarbonate
P4BBMN26A5NWGF	5,575	51	109	230/240 VAC	4000K (neutral white)	Textured Polycarbonate

All values typical unless otherwise stated (tolerance +/- 10%).

DISCLAIMER. All product information provided is, to the best of Dialight's knowledge, accurate as of the date of publication. When ordering, refer to www.dialight.com for current versions of: (a) relevant product documentation (including the relevant product data sheets); (b) Dialight terms and conditions of sale; and, (c) the relevant product warranty. To the extent that any contract is deemed formed between Dialight and the purchaser of Dialight products and/or an end-user, versions of documents available at www.dialight.com as at the date of sale shall be the versions incorporated therein. In the event of any discrepancy between this document or information provided at www.dialight.com, the latter shall prevail.

Ordering Information

SafeSite® LED GRP Linear - IECEx



Part Number	Fixture Lumens (Nominal)	Wattage	lm/W	Voltage	CCT	Lens
Shower-Safe/Eye-Wash Station Version - Zone 1, 2, 21 & 22 (Emergency Backup)						
P2ABMGG3A54WGF		29		230/240 VAC	Green	Textured Polycarbonate
P4ABMGG6A54WGF		51		230/240 VAC	Green	Textured Polycarbonate
P2ABMG13A54WGF		29		110/120 VAC	Green	Textured Polycarbonate
P4ABMG16A54WGF		51		110/120 VAC	Green	Textured Polycarbonate
Shower-Safe/Eye-Wash Station Version - Zone 2, 21 & 22 (Emergency Backup)						
P2BBMG23A5NWGF		29		230/240 VAC	Green	Textured Polycarbonate
P4BBMG26A5NWGF		51		230/240 VAC	Green	Textured Polycarbonate
Wildlife Friendly - Zone 1, 2, 21 & 22 (Standard)						
P2ABMA23A54WGN		25		100-277 VAC/120-250 VDC	Amber	Textured Polycarbonate
P4ABMA26A54WGN		47		100-277 VAC/120-250 VDC	Amber	Textured Polycarbonate
Wildlife Friendly - Zone 1, 2, 21 & 22 (Emergency Backup)						
P2ABMAG3A54WGF		29		230/240 VAC	Amber	Textured Polycarbonate
P4ABMAG6A54WGF		51		230/240 VAC	Amber	Textured Polycarbonate
P2ABMA13A54WGF		29		110/120 VAC	Amber	Textured Polycarbonate
P4ABMA16A54WGF		51		110/120 VAC	Amber	Textured Polycarbonate
Wildlife Friendly - Zone 2, 21 & 22 (Standard)						
P2BBMA23A5NWGN		25		100-277 VAC/120-250 VDC	Amber	Textured Polycarbonate
P4BBMA26A5NWGN		47		100-277 VAC/120-250 VDC	Amber	Textured Polycarbonate
Wildlife Friendly - Zone 2, 21 & 22 (Emergency Backup)						
P2BBMA23A5NWGF		29		230/240 VAC	Amber	Textured Polycarbonate
P4BBMA26A5NWGF		51		230/240 VAC	Amber	Textured Polycarbonate

All values typical unless otherwise stated (tolerance +/- 10%).

DISCLAIMER. All product information provided is, to the best of Dialight's knowledge, accurate as of the date of publication. When ordering, refer to www.dialight.com for current versions of: (a) relevant product documentation (including the relevant product data sheets); (b) Dialight terms and conditions of sale; and, (c) the relevant product warranty. To the extent that any contract is deemed formed between Dialight and the purchaser of Dialight products and/or an end-user, versions of documents available at www.dialight.com as at the date of sale shall be the versions incorporated therein. In the event of any discrepancy between this document or information provided at www.dialight.com, the latter shall prevail.

Accessories



ELX-CMB-SS

- 316 Marine Grade stainless steel ceiling mount kit



ELX-PC-SS-42

- 37-44mm Ø 316 Marine Grade stainless steel pole clamp



ELX-WMB-SS-45

- 45° 316 Marine Grade stainless steel wall mount kit

ELX-PC-SS-47

- 44-50mm Ø 316 Marine Grade stainless steel pole clamp

ELX-WMB-SS-60

- 60° 316 Marine Grade stainless steel wall mount kit



HBXCAB48

- 1.2m (48") long stainless steel safety rope (for use with safety bracket)

ELX-PC-SS-54

- 50-58mm Ø 316 Marine Grade stainless steel pole clamp


ELX-PC-SS-59

- 58-68mm Ø 316 Marine Grade stainless steel pole clamp



ELX-EYE-SS

- 316 Marine Grade stainless steel eyelet kit



RLX-WG-2

- Wire guard for 764mm model

RLX-WG-4

- Wire guard for 1244mm model



RLX-BATT-KIT-2

- 764mm replacement battery kit



RL-WIRELESS-2*

- Wireless controls kit for 764mm models (Zone 2 only)

RLX-BATT-KIT-4

- 1244mm replacement battery kit

RL-WIRELESS-4*

- Wireless controls kit for 1244mm models (Zone 2 only)

*Must be fitted to GRP Linear by authorized Dialight personnel prior to delivery

DISCLAIMER. All product information provided is, to the best of Dialight's knowledge, accurate as of the date of publication. When ordering, refer to www.dialight.com for current versions of: (a) relevant product documentation (including the relevant product data sheets); (b) Dialight terms and conditions of sale; and, (c) the relevant product warranty. To the extent that any contract is deemed formed between Dialight and the purchaser of Dialight products and/or an end-user, versions of documents available at www.dialight.com as at the date of sale shall be the versions incorporated therein. In the event of any discrepancy between this document or information provided at www.dialight.com, the latter shall prevail.

SafeSite® LED Linear - UL

Technical Specifications



Ratings and Certifications

• UL 1598/A	• CSA C22.2 No. 137-M81
• UL 844	• CID2 A,B,C,D
• IP66/67	• CID1 E,F,G
• NEMA 4X	• CID2 F,G
• 5 year warranty	• CIII
• L70 rated for >100,000 hours	

*All features not available on every model. Please refer to product part number pages for model specifics.

Mechanical Information

Fixture weight:

4' model:	10 lb (4.5 kg)
2' model:	7 lb (3.2 kg)

Shipping weight:

4' model:	11 lb (5.0 kg)
2' model:	8 lb (3.6 kg)

Mounting:

(4) 3/4" NPT openings
Optional swivel bracket - LPXW4
Optional low profile bracket - LPXW4LP
Secondary retention option available

Temperature Ratings

Ambient Temperature Range T4A Temperature Code	Ambient Temperature Range T5 Temperature Code
-40°F to +149°F (-40°C to +65°C)	-40°F to +113°F (-40°C to +45°C)

Specifications

Voltage:	100-277 VAC	Housing:	Copper-free aluminum
Operating temp:	-40°F to +149°F (-40°C to +65°C)	Lens:	Polycarbonate
Power factor:	>0.9	CRI:	75 / 80
THD:	<20%	CCT:	5000K (cool white)
Surge protection:	4kV line-to-line, 4kV line-to-ground		4000K (neutral white)

Comparison

	Warranty	L70	T-Rating
Dialight LED Linear	5yr	>100,000	T5
Metal Halide	1	6,000	T2
High Pressure Sodium	1	20,000	T2A
Fluorescent	1	24,000	T3

Lumens

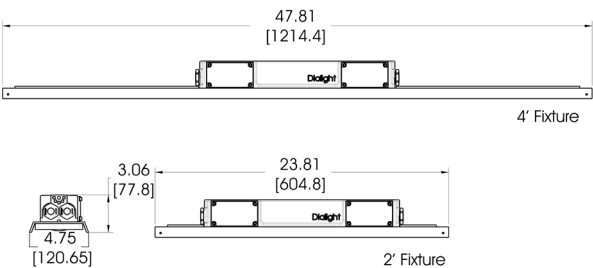
Wattage

lm/W

Mounting Heights

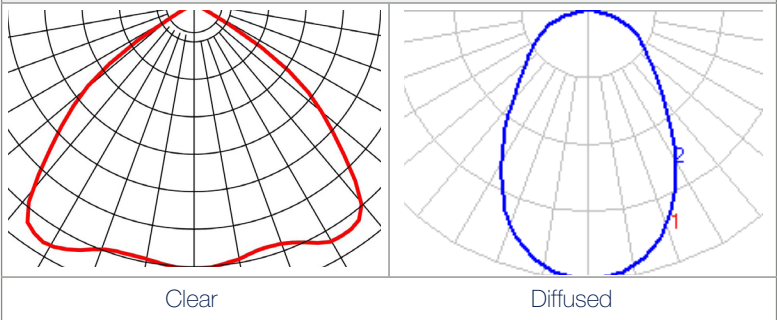
7,250	66	110	6m
6,700	66	102	↕
3,600	33	109	
3,300	33	100	3m

Dimensions



Dimension in inches [mm]

Beam Distribution



WARNING - INSTALLATION & SECONDARY RETENTION. Use of any Dialight products without proper installation (including secondary retention / netting) and periodic inspections could cause severe injury or death. Dialight recommends that all installations should use secondary retention / netting (appropriate to the installation environment) where applicable. It is the exclusive responsibility of the contractor, installer and/or end-user to: (a) determine the suitability of the product for its intended application; and, (b) ensure that the product is safely installed (with secondary retention / netting where appropriate) and in compliance with all applicable laws and regulations. To the extent permissible under applicable laws, Dialight disclaims all liability for personal injury and/or other damage resulting from any dislodgment or other dislocation of its products.

SafeSite® LED Linear - UL

Australia & Asia Order Codes

Current Part Number	Historic Part Number	Fixture Lumens	Wattage	lm/W	Voltage	Colour Temperature (CCT)	Lens	Beam Distribution
LPD3N4B2W	LPD3C4B2W	3,300	33	100	100-277 VAC	4000K (neutral white)	Diffused polycarbonate	Diffused
LPD3N4H2W	LPD3C4H2W	6,700	66	102	100-277 VAC	4000K (neutral white)	Diffused polycarbonate	Diffused

All values typical unless otherwise stated (tolerance +/- 10%).

Part numbers listed in **bold** are typically available in stock.

Part numbers listed in the table above are neutral white. For cool white models, replace the 6th character with a **C**.

Historical part number provided for reference only. For performance characteristics of historical product, please contact your local representative.



LPXW4

- 316 Stainless steel mounting bracket
- Can be angled at 0°, 30°, 45°, 60° & 90°




LPXW4LP

- 316 Stainless steel low profile mounting bracket
- Can be angled at 0° and 15°



LTXSAFEKIT

- Stainless steel safety cable kit for secondary retention




LTXENDCAPKIT

- 304 Stainless steel chain mount and secondary retention bracket

SafeSite® LED Stainless Steel Linear - CE

Technical Specifications



Ratings and Certifications

- 5 year warranty
- IECEx / ATEX Zones 1, 21
- IECEx / ATEX Zones 2, 22
- IP66 / 67
- IK09
- RoHS compliant

*All features not available on every model. Please refer to product part number pages for model specifics.

Mechanical Information

Fixture weight:	Standard: 1308mm - 11.3 kg (25 lb) 708mm - 6.8 kg (15 lb)
	Emergency: 1308mm - 14.1 kg (31 lb) 708mm - 9.1 kg (20 lb)
Shipping weight:	Standard: 1308mm - 14.1 kg (31 lb) 708mm - 9.1 kg (20 lb)
	Emergency: 1308mm - 17.2 kg (38 lb) 708mm - 11.3 kg (25 lb)
Mounting:	(2) M8 fixing points
	Secondary retention not available
Cable Entries:	2 x M25 cable entries at both ends, through wired as standard. Consult factory for other options
Terminals:	0.5-4mm ² via integrated junction box

Specifications

Voltage options:	Standard: 110-250 VAC	Housing:	316 Marine grade stainless steel
	Emergency: 230/240 VAC	Lens:	High impact resistant polycarbonate
Operating temp:	Standard: -20°C to +60°C	CRI:	70
	Emergency: -20°C to +60°C	CCT:	5000K (cool white) 4000K (neutral white) Green
Power factor:	>0.9	Surge protection:	EN 61000-4-5 1kV line to line, 2 kV line to ground

Emergency Models

Battery:	3.6V 10Ah NiMH	Duration:	@ 25°C ambient - est. >3 hours
Expected battery life:	4 years at lowest rated ambient temperature		

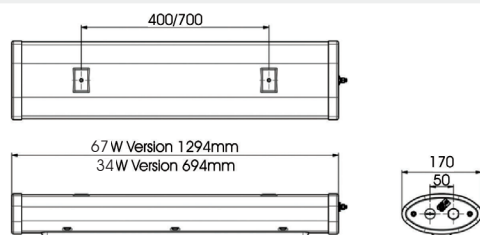
Comparison

	Warranty	L70	T-Rating
Dialight LED Linear	5yr	>150,000	T5
Fluorescent	1	24,000	T3


Lumens Wattage lm/W Mounting Heights

5,100	64	81	6m
			↕
2,600	32	81	3m

Standard Model Dimensions

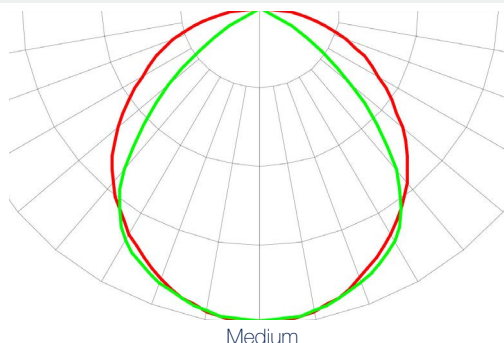


Emergency Model Dimensions



Dimension in mm

Beam Distribution



WARNING - INSTALLATION & SECONDARY RETENTION. Use of any Dialight products without proper installation (including secondary retention / netting) and periodic inspections could cause severe injury or death. Dialight recommends that all installations should use secondary retention / netting (appropriate to the installation environment) where applicable. It is the exclusive responsibility of the contractor, installer and/or end-user to: (a) determine the suitability of the product for its intended application; and, (b) ensure that the product is safely installed (with secondary retention / netting where appropriate) and in compliance with all applicable laws and regulations. To the extent permissible under applicable laws, Dialight disclaims all liability for personal injury and/or other damage resulting from any dislodgment or other dislocation of its products.

SafeSite® LED Stainless Steel Linear - CE

Australia & Asia Order Codes

Current Part Number	Historic Part Number	Fixture Lumens	Wattage	lm/W	Voltage	Colour Temperature (CCT)	Lens	Beam Distribution
Non-Emergency Models								
ELA-1N6M-SSCB4	ELA-1C3M-SSCB	2,450	34	72	110-277 VAC	4000K (neutral white)	Polycarbonate	Medium
ELA-1N6R-SSCB4	ELA-1C3R-SSCB	4,800	67	71	110-277 VAC	4000K (neutral white)	Polycarbonate	Medium
Emergency Models								
ELEA-2N7M-SSCB4	ELEA-2C4M-SSCB	2,450	35	70	230/240 VAC	4000K (neutral white)	Polycarbonate	Medium
ELEA-2N7R-SSCB4	ELEA-2C4R-SSCB	4,800	70	68	230/240 VAC	4000K (neutral white)	Polycarbonate	Medium
Shower Light Models								
ELEA-2G7M-SSCB4	ELEA-2G4M-SSCB		35		230/240 VAC	Green	Polycarbonate	Medium
ELEA-2G7R-SSCB4	ELEA-2G4R-SSCB		70		230/240 VAC	Green	Polycarbonate	Medium

All values typical unless otherwise stated (tolerance +/- 10%).

Part numbers listed in **bold** are typically available in stock.

Part numbers listed in the table above are neutral white. For cool white models, replace the 5th (non-emergency) or 6th (emergency) character with a **C**.

Historical part number provided for reference only. For performance characteristics of historical product, please contact your local representative.



ELXCMBSS

- 316 Marine grade stainless steel ceiling mount kit



ELXEYESS

- 316 Marine grade stainless steel eyelet kit



ELX-BATT-KIT

- Emergency model
- 3.6V 10Ah NiMH battery kit



ELXPCSS42

- 37Ø - 44mm range 316 Marine grade stainless steel pole clamp

ELXPCSS54

- 50Ø - 58mm range 316 Marine grade stainless steel pole clamp



ELXWMBSS30

- 30° 316 Marine grade stainless steel wall mount kit

ELXWMBSS60

- 60° 316 Marine grade stainless steel wall mount kit

ELXPCSS47

- 44Ø - 50mm range 316 Marine grade stainless steel pole clamp

ELXPCSS59

- 58Ø - 68mm range 316 Marine grade stainless steel pole clamp

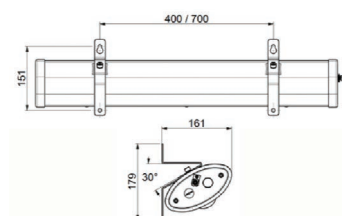
ELXWMBSS45

- 45° 316 Marine Grade stainless steel wall mount kit

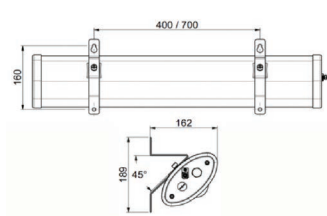
ELXWMBSS90

- 90° 316 Marine grade stainless steel wall mount kit

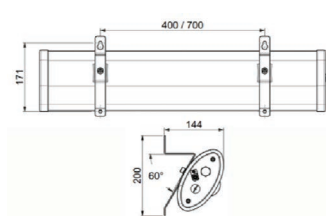
Mounting Options



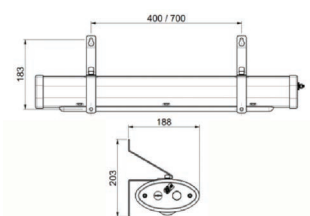
Wall Mount Bracket 30°



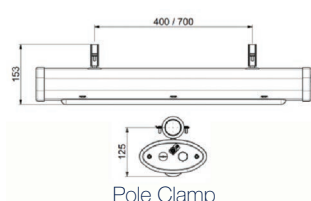
Wall Mount Bracket 45°



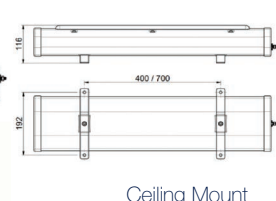
Wall Mount Bracket 60°



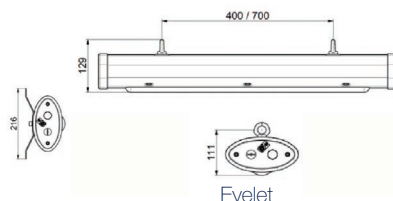
Wall Mount Bracket 90°



Pole Clamp



Ceiling Mount



Eyelet

DISCLAIMER. All product information provided is, to the best of Dialight's knowledge, accurate as of the date of publication. When ordering, refer to www.dialight.com for current versions of: (a) relevant product documentation (including the relevant product data sheets); (b) Dialight terms and conditions of sale; and, (c) the relevant product warranty. To the extent that any contract is deemed formed between Dialight and the purchaser of Dialight products and/or an end-user, versions of documents available at www.dialight.com as at the date of sale shall be the versions incorporated therein. In the event of any discrepancy between this document or information provided at www.dialight.com, the latter shall prevail.

SafeSite® LED Bulkhead - CE/UL

Technical Specifications



Ratings and Certifications

• 5 year warranty	• IECEx / ATEX Zones 1, 21
• IP66 / 67	• IECEx / ATEX Zones 2, 22
• IK09	• ABS
• Amber models available	• CE
• Emergency models available	

*All features not available on every model. Please refer to product part number pages for model specifics.

Mechanical Information

Fixture weight:	
Standard & Amber Models	
22W/34W:	4.5 kg (10 lb)
Emergency Models	
24W/36W:	5.4 kg (12 lb)
Cable Entries:	All cable entries are drilled and tapped
	M20 (standard)
Mounting:	Secondary retention not available
Terminals:	0.5-4mm ² x 3 via integrated junction box

Specifications

Voltage options:		Housing:	Copper-free aluminium
Standard & Amber Models		Power factor:	>0.9
22W:	100-277 VAC or 24-48 VDC	THD:	<20%
34W:	100-277 VAC	Lens (High impact resistant glass):	Clear glass
Emergency Models			Frosted glass
24W:	90-132 VAC or 207-264 VAC	CRI:	70
36W:	207-264 VAC	CCT:	5650K (cool white)
Operating temp:			4300K (neutral white)
			Amber
Standard & Amber Models		Emergency Models	
22W:	-40°C to +60°C	Battery	
34W:	-40°C to +50°C	24W:	3.6V 4Ah NiMH
Emergency Models		34W:	3.6V 10Ah NiMH
24W:	-0°C to +50°C (-20°C options available)	Expected Battery Life:	4 years
34W:	-0°C to +40°C (-20°C options available)	Battery Duration:	@ 25°C ambient - est. >3 hours
Surge protection:	EN 61000-4-5 1kV line to line, 2kV line to ground		

Comparison

	Warranty	L70
Dialight LED Bulkhead	5yr	>100,000
Metal Halide	1	15,000
High Pressure Sodium	1	20,000
Fluorescent	1	24,000

Standard Models

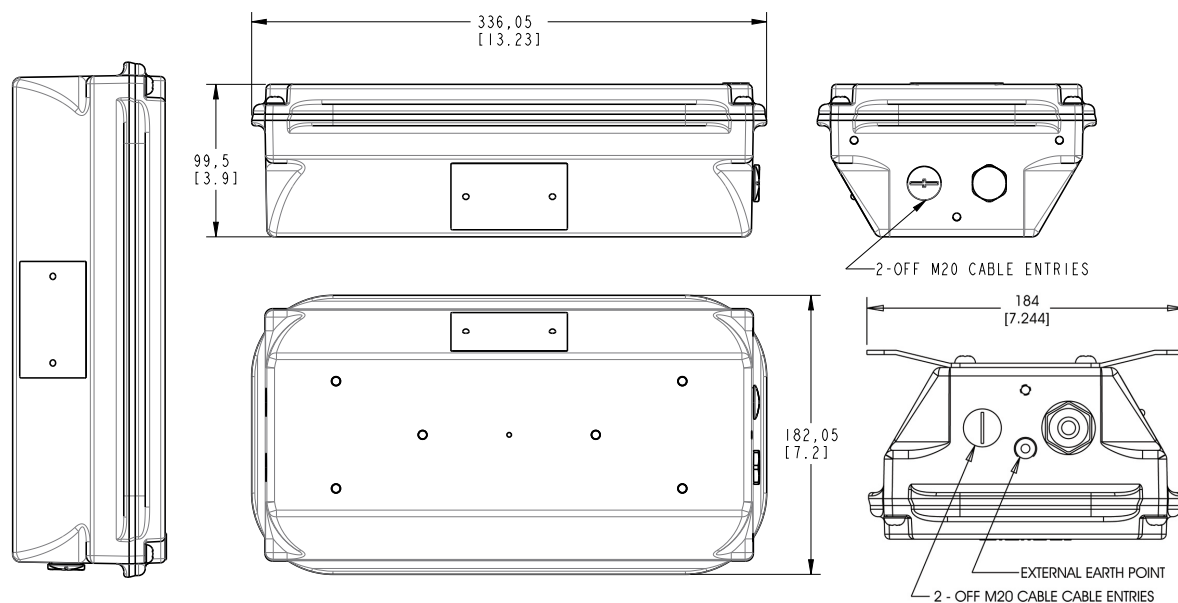
Lumens	Wattage	lm/W	Mounting Heights
2,150	34	63	6m
1,200	22	55	3m

WARNING - INSTALLATION & SECONDARY RETENTION. Use of any Dialight products without proper installation (including secondary retention / netting) and periodic inspections could cause severe injury or death. Dialight recommends that all installations should use secondary retention / netting (appropriate to the installation environment) where applicable. It is the exclusive responsibility of the contractor, installer and/or end-user to: (a) determine the suitability of the product for its intended application; and, (b) ensure that the product is safely installed (with secondary retention / netting where appropriate) and in compliance with all applicable laws and regulations. To the extent permissible under applicable laws, Dialight disclaims all liability for personal injury and/or other damage resulting from any dislodgment or other dislocation of its products.

SafeSite® LED Bulkhead - CE/UL

Dimensional Drawings

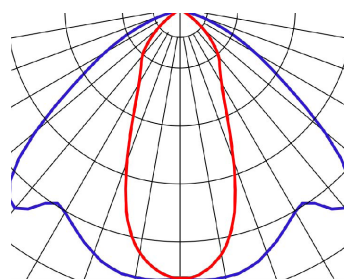
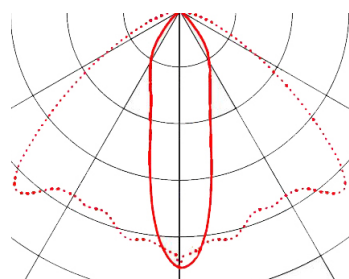
Dimensions - Standard



Dimension in mm [inches]

*2-off cable entries on shower models

Beam Distribution

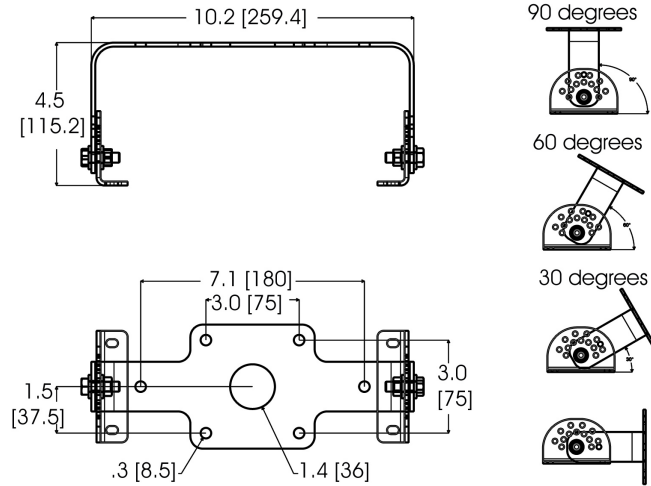


DISCLAIMER. All product information provided is, to the best of Dialight's knowledge, accurate as of the date of publication. When ordering, refer to www.dialight.com for current versions of: (a) relevant product documentation (including the relevant product data sheets); (b) Dialight terms and conditions of sale; and, (c) the relevant product warranty. To the extent that any contract is deemed formed between Dialight and the purchaser of Dialight products and/or an end-user, versions of documents available at www.dialight.com as at the date of sale shall be the versions incorporated therein. In the event of any discrepancy between this document or information provided at www.dialight.com, the latter shall prevail.

SafeSite® LED Bulkhead - CE/UL

Dimensional Drawings

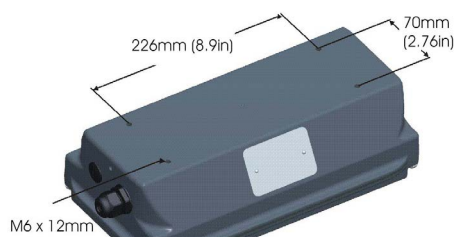
WP-BRKT-SS-ADJ



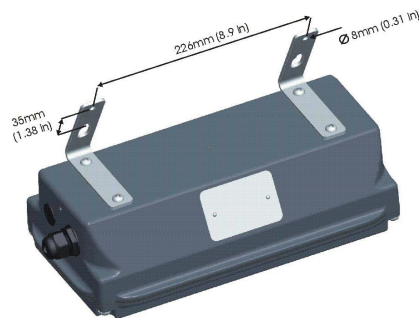
WP-STMB-LG00-XX



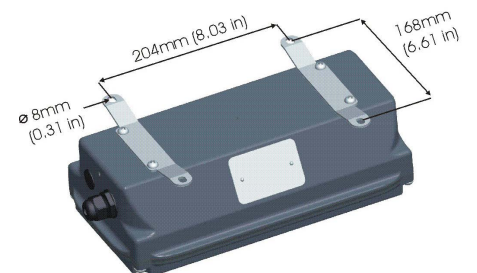
Without Bracket



30° Angle Bracket



Flush Bracket




*Holes are blank and blind

Standard Option

Remove last "E" from part code

Option "R"

Option "H"



2 Entries One Side, 1 Entry Opposite Side.

2 Entries One Side

Remove last **E** in the part code and replace with **R**

2 Entries One Side, 2 Entries Opposite Side and 1 Entry in the Rear. Replace last **E** in the part code with an **H**.

DISCLAIMER. All product information provided is, to the best of Dialight's knowledge, accurate as of the date of publication. When ordering, refer to www.dialight.com for current versions of: (a) relevant product documentation (including the relevant product data sheets); (b) Dialight terms and conditions of sale; and, (c) the relevant product warranty. To the extent that any contract is deemed formed between Dialight and the purchaser of Dialight products and/or an end-user, versions of documents available at www.dialight.com as at the date of sale shall be the versions incorporated therein. In the event of any discrepancy between this document or information provided at www.dialight.com, the latter shall prevail.

SafeSite® LED Bulkhead - CE/UL

Australia & Asia Order Codes


Current Part Number	Historic Part Number	Fixture Lumens	Wattage	lm/W	Voltage	Colour Temperature (CCT)	Lens	Beam Distribution
Standard Models - 100-277 VAC								
WPA-4N3H-FLGCE	WPA-4N3H-FLGC	1,150	22	52	100-277 VAC	4300K (neutral white)	Tempered glass	Oval (35° x 55°)
WPA-4N3L-FLGCE	WPA-4N3L-FLGC	2,125	34	63	100-277 VAC	4300K (neutral white)	Tempered glass	Oval (35° x 55°)
WPA-5N3L-NLGCE	WPA-5N3L-NLGC	2,025	34	60	100-277 VAC	4300K (neutral white)	Tempered glass	Oval (55° x 35°)
Emergency Models - 110-120 VAC								
WEA-4N5H-FLGCE	WEA-4N5H-FLGC	1,200	24	50	110-120 VAC	4300K (neutral white)	Tempered glass	Oval (35° x 55°)
Emergency Models - 207-264 VAC								
WEA-4N4H-FLGCE	WEA-4N4H-FLGC	1,150	24	48	207-264 VAC	4300K (neutral white)	Tempered glass	Oval (35° x 55°)
WEA-5N4H-NLGCE	WEA-5N4H-NLGC	1,150	24	48	207-264 VAC	4300K (neutral white)	Tempered glass	Oval (55° x 35°)
WEA-4N4L-FLGCE	WEA-4N4L-FLGC	2,125	36	59	207-264 VAC	4300K (neutral white)	Tempered glass	Oval (35° x 55°)
WEA-5N4L-NLGCE	WEA-5N4L-NLGC	2,025	36	56	207-264 VAC	4300K (neutral white)	Tempered glass	Oval (55° x 35°)
Amber Models								
WPA-5A3H-NLGCE	WPA-5A3H-NLGC		24		100-277 VAC	Amber	Tempered glass	Oval (55° x 35°)
WEA-5A4H-NLGCE	WEA-5A4H-NLGC		24		207-264 VAC	Amber	Tempered glass	Oval (55° x 35°)

All values typical unless otherwise stated (tolerance +/- 10%).

Part numbers listed in **bold** are typically available in stock.

Part numbers listed in the table above are neutral white. For cool white models, replace the 5th character with a **C**.

Historical part number provided for reference only. For performance characteristics of historical product, please contact your local representative.



WP-BRKT-SS-ADJ

- 316 stainless steel adjustable bracket
- Includes self-tapping screws



WP-STMB-LG00-10

- Non-threaded 50mm bore straight stanchion mounting bracket



WPX-000799-BATT

- 4Ah 3.6V battery module for 22W model
- Replacement battery kit
- Battery backup models

WPX-001500-BATT

- 10Ah 3.6V battery module for 34W model
- Battery backup models



WP-BRKT-LG-PF

- Pipe and flush bracket
- Includes self-tapping screws



WP-STMB-LG25

- Non-threaded 50mm 25° stanchion mounting bracket



WP-STMB-LG85-50

- Non-threaded bore 34mm diameter

Also available:

WP-BRKT-F-KIT

- Flush mounting brackets
- Bracket to fixture hardware
- Includes (2) brackets in 304 stainless steel and stainless mounting hardware

WP-BRKT-SS-30

- 30° angle mounting brackets
- Bracket to fixture hardware
- Includes (2) brackets in 304 stainless steel and stainless mounting hardware

DISCLAIMER. All product information provided is, to the best of Dialight's knowledge, accurate as of the date of publication. When ordering, refer to www.dialight.com for current versions of: (a) relevant product documentation (including the relevant product data sheets); (b) Dialight terms and conditions of sale; and, (c) the relevant product warranty. To the extent that any contract is deemed formed between Dialight and the purchaser of Dialight products and/or an end-user, versions of documents available at www.dialight.com as at the date of sale shall be the versions incorporated therein. In the event of any discrepancy between this document or information provided at www.dialight.com, the latter shall prevail.

StreetSense® LED Street Light - CE/UL

Technical Specifications



Ratings and Certifications

- 7 year warranty
- CE / UL 1598

*All features not available on every model. Please refer to product part number pages for model specifics.

Mechanical Information

Fixture weight:	1 light engine: 7.3 kg (16 lb) 2 light engines: 11.3 kg (25 lb) 3 light engines: 15.4 kg (34 lb)
Shipping weight:	1 light engine: 9.5 kg (21 lb) 2 light engines: 13.6 kg (30 lb) 3 light engines: 17.7 kg (39 lb)
Mounting:	Accommodates 31.75mm (42.16mm OD) - 50.8mm (60.32mm OD) pipe. Provision for adjustment of +/- 5° at 2.5° increments Secondary retention standard
Terminals:	3x 2.08mm ² to 13.3mm ² with two conductors per pole

Specifications

Voltage options:	100-277 VAC, 50/60 Hz	Housing:	Copper-free aluminium
Operating temp:	-40°C to +74°C	Lens:	Optically optimized tempered glass
Power factor:	>0.9	CRI:	>70
THD:	<20%	CCT:	5000K (cool white) 4300K (neutral white)
Surge protection:	Open circuit surge protection 6kV standard per ANSI/IEEE C62.41. 2.2002 cat C low or Open circuit surge protection 10kV standard per ANSI/IEEE C62.41. 2.2002 cat C high		

Comparison

	Warranty	L70
Dialight LED Street Light	7yr	>100,000
Metal Halide	1	15,000
High Pressure Sodium	1	20,000

Lumens

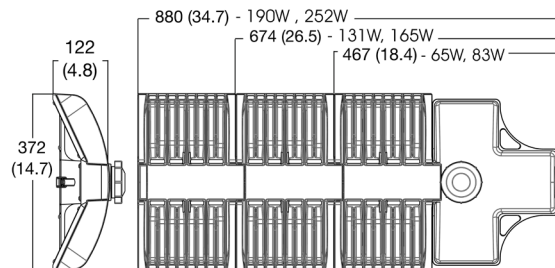
Wattage

lm/W

Mounting Heights

20,250	252	80	17m
16,000	190	84	↑ ↓
10,900	131	83	
6,800	83	82	
5,500	65	85	5m

Dimensions



Dimension in mm [inches]

WARNING - INSTALLATION & SECONDARY RETENTION. Use of any Dialight products without proper installation (including secondary retention / netting) and periodic inspections could cause severe injury or death. Dialight recommends that all installations should use secondary retention / netting (appropriate to the installation environment) where applicable. It is the exclusive responsibility of the contractor, installer and/or end-user to: (a) determine the suitability of the product for its intended application; and, (b) ensure that the product is safely installed (with secondary retention / netting where appropriate) and in compliance with all applicable laws and regulations. To the extent permissible under applicable laws, Dialight disclaims all liability for personal injury and/or other damage resulting from any dislodgment or other dislocation of its products.

StreetSense® LED Street Light - CE/UL

Australia & Asia Order Codes

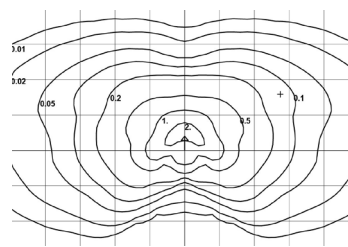
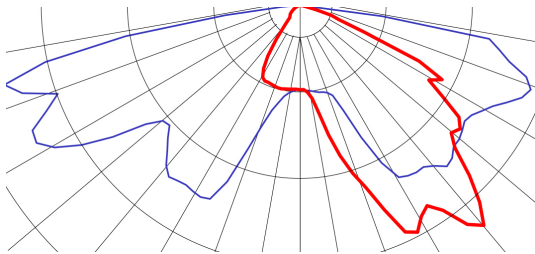
Part Number	Fixture Lumens	Wattage	lm/W	Voltage	Colour Temperature (CCT)	Lens	Light Engines
Standard Models - Type III							
SL3N5CLGGEU	5,500	65	85	100-277 VAC	4300K (neutral white)	Tempered glass	1
SL3N5DLGGEU	6,750	83	81	100-277 VAC	4300K (neutral white)	Tempered glass	1
SL3N5HLGGEU	10,900	131	83	100-277 VAC	4300K (neutral white)	Tempered glass	2
SL3N5ILGGEU	13,250	165	80	100-277 VAC	4300K (neutral white)	Tempered glass	2
SL3N5RLGGEU	16,000	190	84	100-277 VAC	4300K (neutral white)	Tempered glass	3
SL3N5SLGGEU	20,250	252	80	100-277 VAC	4300K (neutral white)	Tempered glass	3

All values typical unless otherwise stated (tolerance +/- 10%).

Part numbers listed in **bold** are typically available in stock.

Part numbers listed in the table above are neutral white. For cool white models, replace the 4th character with a **C**.

Beam Distribution



Type III

StreetSense® LED Street Light - IECEx/ATEX

Technical Specifications



Ratings and Certifications

- 7 year warranty
- CE
- IECEx / ATEX Zone 2

*All features not available on every model. Please refer to product part number pages for model specifics.

Mechanical Information

Fixture weight:	1 light engine: 7.3 kg (16 lb) 2 light engines: 11.3 kg (25 lb) 3 light engines: 15.4 kg (34 lb)
Shipping weight:	1 light engine: 9.5 kg (21 lb) 2 light engines: 13.6 kg (30 lb) 3 light engines: 17.7 kg (39 lb)
Mounting:	Accommodates 31.75mm (42.16mm OD) - 50.8mm (60.32mm OD) pipe. Provision for adjustment of +/- 5° at 2.5° increments Secondary retention standard
Terminals:	3x 2.08mm ² to 13.3mm ² with two conductors per pole

Specifications

Voltage options:	100-277 VAC, 50/60 Hz	Housing:	Aluminum alloy A360
Operating temp:	-40°C to +74°C	Lens:	Optically optimized tempered glass
Power factor:	>0.9	CRI:	70
THD:	<20%	CCT:	5000K (cool white) 4300K (neutral white)
Surge protection:	Open circuit surge protection 6kV standard per ANSI/IEEE C62.41. 2.2002 cat C low or Open circuit surge protection 10kV standard per ANSI/IEEE C62.41. 2.2002 cat C high		

Comparison

	Warranty	L70
Dialight LED Street Light	7yr	>100,000
Metal Halide	1	15,000
High Pressure Sodium	1	20,000

Lumens

Wattage

lm/W

Mounting Heights

20,250

252

80

17m

10,900

131

83



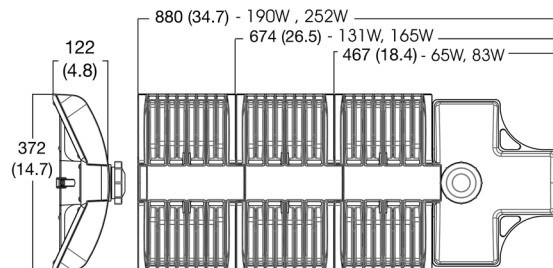
5,500

65

85

5m

Dimensions



Dimension in mm [inches]

WARNING - INSTALLATION & SECONDARY RETENTION. Use of any Dialight products without proper installation (including secondary retention / netting) and periodic inspections could cause severe injury or death. Dialight recommends that all installations should use secondary retention / netting (appropriate to the installation environment) where applicable. It is the exclusive responsibility of the contractor, installer and/or end-user to: (a) determine the suitability of the product for its intended application; and, (b) ensure that the product is safely installed (with secondary retention / netting where appropriate) and in compliance with all applicable laws and regulations. To the extent permissible under applicable laws, Dialight disclaims all liability for personal injury and/or other damage resulting from any dislodgment or other dislocation of its products.

StreetSense® LED Street Light - IECEx/ATEX

Australia & Asia Order Codes



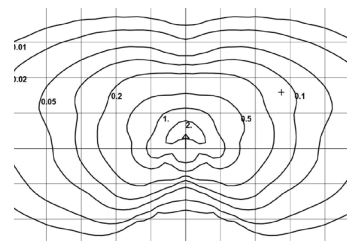
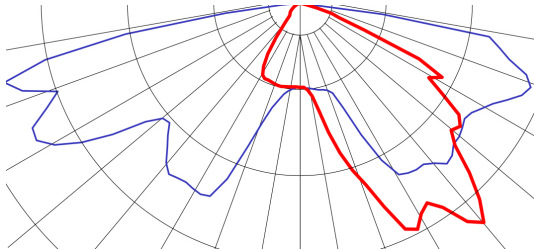
Part Number	Fixture Lumens	Wattage	lm/W	Voltage	Colour Temperature (CCT)	Lens	Light Engines
Standard Models - Type III							
SLA3N4CG	5,500	65	85	100-277 VAC	4300K (neutral white)	Tempered glass	1
SLA3N4HG	10,900	131	83	100-277 VAC	4300K (neutral white)	Tempered glass	2
SLA3N4SG	20,250	252	80	100-277 VAC	4300K (neutral white)	Tempered glass	3

All values typical unless otherwise stated (tolerance +/- 10%).

Part numbers listed in **bold** are typically available in stock.

Part numbers listed in the table above are neutral white. For cool white models, replace the 4th character with a **C**.

Beam Distribution



Type III

Obstruction LED Lighting

ICAO



Red LED Systems: Medium Intensity ICAO Type B/Type C

CE

Features & Benefits

- Integrated controller
- 5 year warranty
- Universal 120-240 VAC input
- Controller can be mounted at the base of the structure
- Wide temperature range: -40°C to +55°C
- Configurable flash rates (20, 30, or 40 flashes per min)
- Ability to operate lights in steady or flashing mode
- Optional infrared light fixtures
- Light weight design
- Low power consumption
- IP66 rated light fixtures
- Impact and vibration resistant
- Provision for padlock on the enclosure
- Dry contacts for alarm monitoring/status
 - Photocell alarm
 - Light alarms
 - Operation mode (day/night)
- Largest Controller can control and monitor maximums of:
 - Twelve (12) Medium Intensity ICAO Type B/Type C and
 - Twenty Four (24) Low Intensity ICAO Type B/Type E
- Verified to meet CASA requirements under Manual of Standards Part 139 - Aerodromes



Dual (Red/White) LED Systems: Medium Intensity ICAO Type A/Type B

CE

Features & Benefits

- Infrared (IR) version available for improved visibility to Night Vision Goggles
- Optional Ethernet/Cellular based remote monitoring/control system available
- Ability to flash side markers
- Integrated controller with LCD back-lit display
- 5 year warranty
- Universal 120-240 VAC input or +/- 48 VDC input
- Controller can be mounted at the base of the structure
- Wide temperature range: -40°C to +55°C
- Light weight design
- Low power consumption
- IP66 rated light fixtures
- Impact and vibration resistant
- Provisions for padlock on the enclosure
- Dry contacts for alarm monitoring/status
 - Photocell alarm
 - White mode alarm
 - Power fail
 - Light alarms
 - Red mode alarm
 - Communication
 - Operation mode (day/night)
 - Sync alarm



White LED Systems: Medium Intensity ICAO Type A

CE

Features & Benefits

- Integrated controller with LCD back-lit display
- Optional Ethernet/Cellular based remote monitoring/control system available
- 5 year warranty
- Universal 120-240 VAC input or 48 VDC input
- Controller can be mounted at the base of the structure
- Wide temperature range: -40°C to +55°C
- Light weight design
- Low power consumption
- IP66 rated light fixtures
- Impact and vibration resistant
- Provisions for padlock on the enclosure
- Dry contacts for alarm monitoring/status
 - Photocell alarm
 - White mode alarm
 - Power fail
 - Light alarms
 - Communication
 - Operation mode (day/night)
 - Sync alarm



High Intensity LED Systems: ICAO Type A

Features & Benefits

- Integrated controller
- 5 year warranty
- Universal 208-277 VAC input
- Controller can be mounted at the base of the structure
- Wide temperature range: -40°C to +55°C
- Low power consumption
- IP66 rated light fixtures
- Impact and vibration resistant
- Provision for padlock on the enclosure
- Dry contacts for alarm monitoring/status
 - Photocell alarm
 - White mode alarm
 - Power fail
 - Red mode alarm
 - Communication
 - Operation mode (day/night)
 - Sync alarm

DISCLAIMER. All product information provided is, to the best of Dialight's knowledge, accurate as of the date of publication. When ordering, refer to www.dialight.com for current versions of: (a) relevant product documentation (including the relevant product data sheets); (b) Dialight terms and conditions of sale; and, (c) the relevant product warranty. To the extent that any contract is deemed formed between Dialight and the purchaser of Dialight products and/or an end-user, versions of documents available at www.dialight.com as at the date of sale shall be the versions incorporated therein. In the event of any discrepancy between this document or information provided at www.dialight.com, the latter shall prevail.

Obstruction LED Lighting

ICAO



Vigilant LED Based ICAO Type A

High Intensity (White / Red) Strobe

Effective Intensity:	White Day – 200,000 cd White Twilight- 20,000 cd White or Red Night- 2,000 cd
Wattage:	White day - 160W White twilight - 30W White Night - 23W Red Night - 30W
Input Voltage:	208-277 VAC



Vigilant LED Based ICAO Type A/Type B

Medium Intensity (White/Red) Strobe - Infrared (IR) available

Effective Intensity:	White Day- 20,000 cd White Night- 2,000 cd Red Night- 2,000 cd
Wattage:	White Day- 36W (system = 75W) White Night- 4W (system = 10W) Red Night- 12W (system = 25W)
Input Voltage:	120-240 VAC or +/- 48 VDC




Vigilant LED Based ICAO Type B/Type C

Medium Intensity (Red) Beacon - Infrared (IR) available

Verified to meet CASA requirements under Manual of Standards Part 139 - Aerodromes

Effective Intensity:	2,000 cd
Wattage:	3.3W (16.7% duty circle) - standard 7.0W (16.7% duty circle) - IR model 20 flashes per minute with 0.5 sec. on time
Input Voltage:	120-240 VAC or 24-48 VDC



Vigilant LED Based ICAO Type B/Type E

Low Intensity (Red) RTO Side Light - Infrared (IR) available

Effective Intensity:	32.5 cd
Wattage Range:	1.5-9.0W
Input Voltage:	12-48 VDC, 120-240 VAC, 277 VAC



Vigilant LED Based ICAO Type B/Type E

Low Intensity (Red) Side Light

Effective Intensity:	32.5 cd, 50 cd, 10 cd
Wattage Range:	13-24W
Input Voltage:	12-48 VDC, 120 VAC, 230 VAC

DISCLAIMER. All product information provided is, to the best of Dialight's knowledge, accurate as of the date of publication. When ordering, refer to www.dialight.com for current versions of: (a) relevant product documentation (including the relevant product data sheets); (b) Dialight terms and conditions of sale; and, (c) the relevant product warranty. To the extent that any contract is deemed formed between Dialight and the purchaser of Dialight products and/or an end-user, versions of documents available at www.dialight.com as at the date of sale shall be the versions incorporated therein. In the event of any discrepancy between this document or information provided at www.dialight.com, the latter shall prevail.

[illegible]

This image shows a blank sheet of white paper with horizontal ruling lines. The lines are evenly spaced and run across the width of the page. There are no margins, text, or other markings on the paper.

Australia

108 Howe Street
Osborne Park, WA 6017
Tel: +61 (0) 8 9244 7600
Fax: +61 (0) 8 9244 7601
info@dialight.com.au

Southeast Asia

33 Ubi Avenue 3
#07-72 Vertex (Tower A)
Singapore 408868
Tel: +65 6578 7157
Fax: +65 6578 7150
enquiry@dialight.com.sg

EMEA Technical Centre

Ejby Industrivej 91 B
2600 Glostrup
Tel: +45 8877 4545 (Denmark)
Tel: +44 1638 666541 (UK)
Tel: +49 89 12089 5713 (Germany)
Tel: +33 3 23 22 62 58 (France)
sales-europe@dialight.com

Middle East

Level 42
Emirates Towers (Office Tower)
Sheikh Zayed Road
Dubai, United Arab Emirates
Tel: +971 (0) 4319 7686
Fax: +971 (0) 4319 7686

North American HQ

1501 Route 34 South
Farmingdale, NJ 07727
Tel: 732-919-3119
Fax: 732-751-5778
info@dialight.com

Brazil

Alameda Mercurio
225 – American Park Empresarial NR
Indaiatuba – SP – 13347– 662
Tel: +55 (19) 3113 - 4300
Fax: +55 (19) 3113 - 4300
brasil@dialight.com

WARNING / DISCLAIMERS:

Installation & secondary retention. The use of this product without proper installation (including secondary retention / netting) and periodic inspections, could cause severe injury or death. Dialight recommends that all installations should use secondary retention / netting (appropriate to the installation environment) as applicable. Dialight products are intended for ultimate purchase, installation and operation by knowledgeable persons trained in the functional assessment, installation, use and maintenance of such products and all customers (including but not limited to end customers) are responsible for assessing the suitability of Dialight products for any given installation requirement. It is the exclusive responsibility of the contractor, installer and/or end-user to: (a) determine the suitability of the product for its intended application; and, (b) ensure that the product is safely installed (with secondary retention / netting as appropriate) and in compliance with all applicable laws and regulations.

Product specifications & warranties. All product information provided is, to the best of Dialight's knowledge, accurate as of the date of publication. All values and performance data herein are design or typical values when measured under laboratory conditions. The information herein is subject to change without notice. The products / software detailed herein are subject to applicable warranties and terms and conditions of use/purchase. Unless agreed otherwise in writing by an authorized representative of Dialight, Dialight does not represent that its products are fit for any particular purpose and accepts no liability for the installation and/or unauthorised use of its products. When ordering, refer to www.dialight.com for current versions of: (a) relevant product documentation (including relevant product data sheets); (b) Dialight terms and conditions of sale; and, (c) the relevant product warranties. To the extent that any contract is deemed formed between Dialight and the purchaser of Dialight products and/or an end-user, versions of documents available at www.dialight.com as at the date of sale shall be the versions incorporated therein. In the event of any discrepancy between this document and information provided at www.dialight.com, the latter shall prevail.

Exclusion of liability. To the extent permissible under the relevant law, Dialight disclaims all liability for personal injury and/or other damage resulting from any dislodgment or other dislocation of its products. Whilst Dialight has used its reasonable endeavours to ensure the completeness and accuracy of information herein, Dialight does not assume any liability for damages resulting from use of this information or for any third-party representations made in relation to Dialight products.