

Test Report

Report Number: L20096

Date: Jan 5, 2021

Issued by:

Dialight Optics Laboratory
1501 Route 34 South, Farmingdale, NJ 07727

Test of one High Bay

Unit manufacturer: Dialight Corporation

Unit model number: H[C,E,F,W][D,U]-[L,Z]EN-[5,9]Ax-xxx-xx

Issued to:

Dialight Corporation
1501 Route 34 South, Farmingdale, NJ 07727

Tests performed: Photometric characterization and temperature measurement per the described standards.

Dates of test: November 19, 2020 through November 20, 2020

Standards used: All tests are performed in accordance with procedures and guidelines prescribed by the American National Standards Institute (ANSI) or Illuminating Engineering Society of North America (IES):

- IES LM-79:2008: Electrical and Photometric Measurements of Solid-State Lighting Products
- ANSI/UL 1598:2008: Underwriters Laboratories Inc. Standard for Safety: Luminaires
- ENERGY STAR Manufacturer's Guide for Qualifying Solid State Lighting Luminaires Version 2.1

Description of sample:

Sample Number: L20096

Manufacturer: Dialight Corporation

Product Name: High Bay

Description: High Bay

Model Number: H[C,E,F,W][D,U]-[L,Z]EN-[5,9]Ax-xxx-xx

Report Summary

Sample number L20096

Dialight unit model number H[C,E,F,W][D,U]-[L,Z]EN-[5,9]Ax-xxx-xx

Photograph(s) of sample:



*Photographs not to scale. For reference only.

Summary of Results:

| | <u>Integrating Sphere</u> | <u>Goniophotometer</u> |
|--------------------|---------------------------|------------------------|
| Luminous Flux: | 10507 (lumens) | 10433 (lumens) |
| Electrical Power: | 78.2 (W) | 78.4 (W) |
| Luminous Efficacy: | 134.3 (lumens/W) | 133.2 (lumens/W) |

Electrical Measurements:

Input Power (480VAC): 78.2 (W)
 Power Factor (480VAC): 0.925854
 Current ATHD % (480VAC): 13.7451
 Input Power (347VAC): 78.5 (W)
 Power Factor (347VAC): 0.9687
 Current ATHD % (347VAC): 14.49

Color Measurements:

Correlated Color Temperature (CCT): 3958
 Color Rendering Index (CRI): 83.3185
 Chromaticity Coordinate (x): 0.384
 Chromaticity Coordinate (y): 0.384
 Chromaticity Coordinate (u'): 0.224
 Chromaticity Coordinate (v'): 0.337
 DUV: 0.0025

Test Results: Integrating Sphere

Results include unit color, flux, efficacy and electrical power for sample number L20096.

Dialight unit model number H[C,E,F,W][D,U]-[L,Z]EN-[5,9]Ax-xxx-xx

Test Conditions:

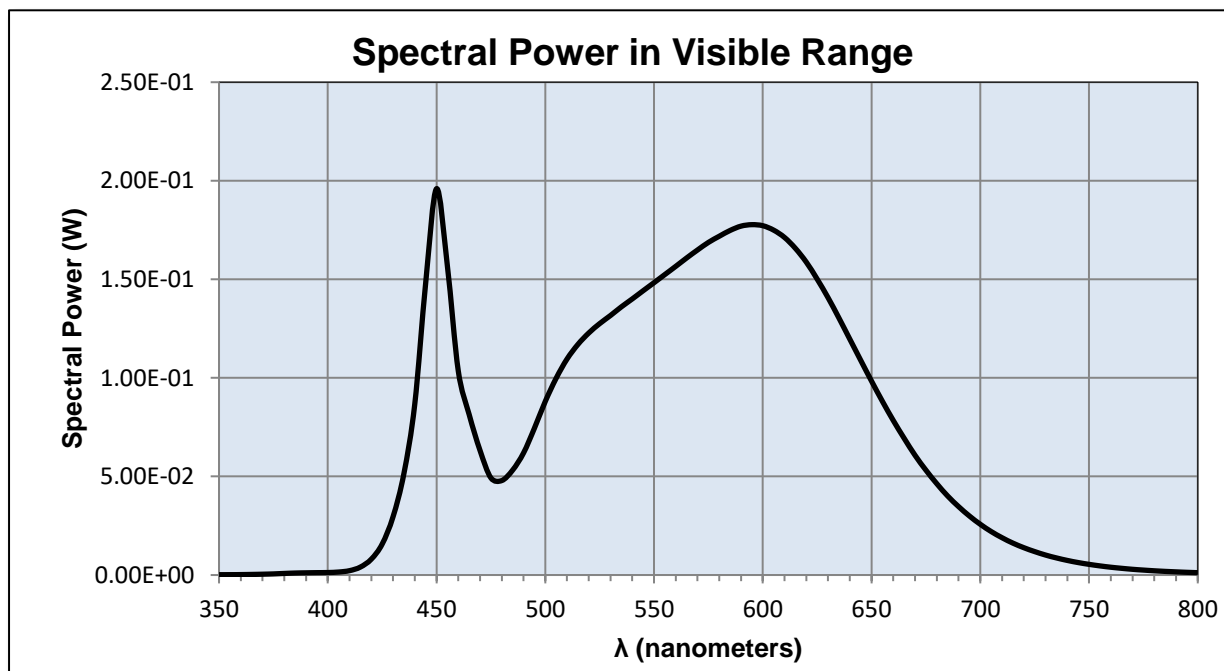
Ambient Temperature: 25 ± 1 (°C)

Electrical Measurements:

Input Voltage: 480 (VAC)
Input Current: 0.175691 (A)
Input Power: 78.2 (W)
Input Power Factor: 0.925854
Current ATHD: 13.7451 (%)

Photometric measurements:

Luminous Flux: 10507.23 (lumens)
Luminous Efficacy: 134.3 (lumens/W)
Correlated Color Temperature (CCT): 3958 (K)
CRI -Ra: 83.3185
CRI -R9: 12.9679
DUV: 0.0025
CIE Coordinate (x): 0.384
CIE Coordinate (y): 0.384
CIE Coordinate (u'): 0.224
CIE Coordinate (v'): 0.337
TM30_Rf: 83.1
TM30_Rg: 96.1
TM30_Rcs_hue1: -11.04 %



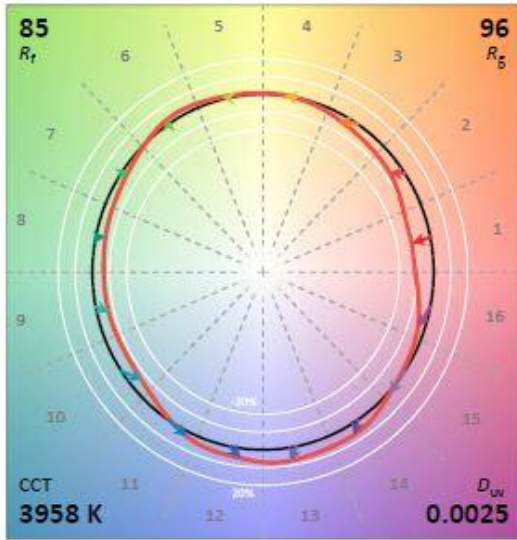
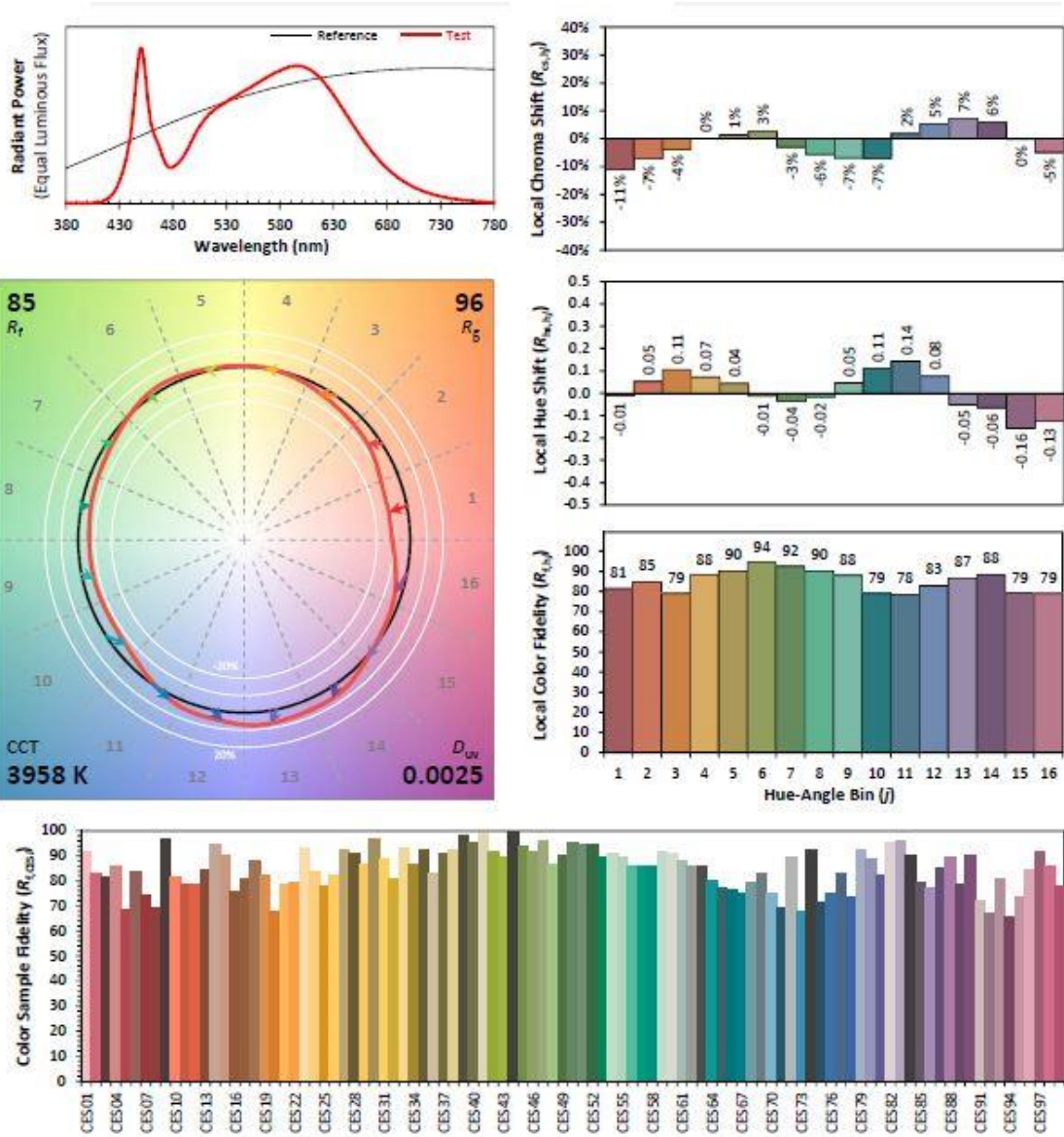
Test Results: Integrating Sphere

Results continued from previous page.

Tabulated Spectral Power in Visible Range:

| λ (nm) | (W/nm) | λ (nm) | (W/nm) | λ (nm) | (W/nm) | λ (nm) | (W/nm) |
|----------------|---------|----------------|---------|----------------|---------|----------------|---------|
| 350 | 0.00017 | 490 | 0.06190 | 630 | 0.14073 | 770 | 0.00290 |
| 355 | 0.00018 | 495 | 0.07446 | 635 | 0.13042 | 775 | 0.00251 |
| 360 | 0.00022 | 500 | 0.08807 | 640 | 0.11969 | 780 | 0.00215 |
| 365 | 0.00031 | 505 | 0.09983 | 645 | 0.10901 | 785 | 0.00186 |
| 370 | 0.00041 | 510 | 0.10958 | 650 | 0.09838 | 790 | 0.00160 |
| 375 | 0.00057 | 515 | 0.11697 | 655 | 0.08813 | 795 | 0.00137 |
| 380 | 0.00081 | 520 | 0.12279 | 660 | 0.07841 | 800 | 0.00119 |
| 385 | 0.00101 | 525 | 0.12754 | 665 | 0.06935 | | |
| 390 | 0.00112 | 530 | 0.13167 | 670 | 0.06076 | | |
| 395 | 0.00120 | 535 | 0.13606 | 675 | 0.05321 | | |
| 400 | 0.00127 | 540 | 0.14006 | 680 | 0.04634 | | |
| 405 | 0.00153 | 545 | 0.14422 | 685 | 0.04010 | | |
| 410 | 0.00221 | 550 | 0.14830 | 690 | 0.03474 | | |
| 415 | 0.00404 | 555 | 0.15245 | 695 | 0.02994 | | |
| 420 | 0.00803 | 560 | 0.15660 | 700 | 0.02575 | | |
| 425 | 0.01569 | 565 | 0.16085 | 705 | 0.02207 | | |
| 430 | 0.02955 | 570 | 0.16489 | 710 | 0.01893 | | |
| 435 | 0.05148 | 575 | 0.16873 | 715 | 0.01619 | | |
| 440 | 0.08670 | 580 | 0.17186 | 720 | 0.01387 | | |
| 445 | 0.14799 | 585 | 0.17482 | 725 | 0.01190 | | |
| 450 | 0.19597 | 590 | 0.17699 | 730 | 0.01014 | | |
| 455 | 0.15665 | 595 | 0.17773 | 735 | 0.00868 | | |
| 460 | 0.10350 | 600 | 0.17720 | 740 | 0.00740 | | |
| 465 | 0.08146 | 605 | 0.17496 | 745 | 0.00633 | | |
| 470 | 0.06320 | 610 | 0.17125 | 750 | 0.00542 | | |
| 475 | 0.04927 | 615 | 0.16570 | 755 | 0.00463 | | |
| 480 | 0.04792 | 620 | 0.15875 | 760 | 0.00396 | | |
| 485 | 0.05323 | 625 | 0.15014 | 765 | 0.00340 | | |

IES TM-30-18 Color Rendition Report



Notes: This is a recommended method for displaying ANSI/IES TM-30-18 information.

x 0.3841
 y 0.3843
 u' 0.2245
 v' 0.5054

| | |
|---------------|----|
| CIE 13.3-1995 | |
| (CRI) | |
| R_a | 83 |
| R_g | 13 |

Test Results: Goniometer

Results include unit flux, distribution, efficacy, and electrical power for sample number L20096.
Dialight unit model number H[C,E,F,W][D,U]-[L,Z]EN-[5,9]Ax-xxx-xx

Electrical Measurements:

Input Voltage: 480 (VAC)
Input current: 0.17608 (A)
Input Power: 78.4 (W)
Power Factor: 0.9266

Photometric measurements:

Absolute Luminous Flux: 10432.7 (lumens)
Luminous Efficacy: 133.2 (lumens/W)

Intensity Summary:

Candlepower Summary

| H/V | 0.00 | 45.00 | 90.00 | 135.00 | 180.00 | Lumens |
|-------|------|-------|-------|--------|--------|--------|
| 0.00 | 6143 | 6137 | 6130 | 6127 | 6143 | |
| 5.00 | 5813 | 5954 | 6129 | 6104 | 6030 | 607 |
| 15.00 | 4514 | 5050 | 5954 | 5351 | 4869 | 1411 |
| 25.00 | 3422 | 3957 | 5543 | 4194 | 3687 | 1821 |
| 35.00 | 2510 | 3095 | 4963 | 3253 | 2865 | 1943 |
| 45.00 | 1182 | 2232 | 4251 | 2494 | 1613 | 1545 |
| 55.00 | 329 | 1045 | 3344 | 1351 | 479 | 870 |
| 65.00 | 143 | 277 | 2195 | 370 | 177 | 452 |
| 75.00 | 85 | 95 | 969 | 111 | 103 | 218 |
| 85.00 | 36 | 39 | 110 | 49 | 50 | 37 |
| 90.00 | 28 | 31 | 45 | 34 | 31 | |

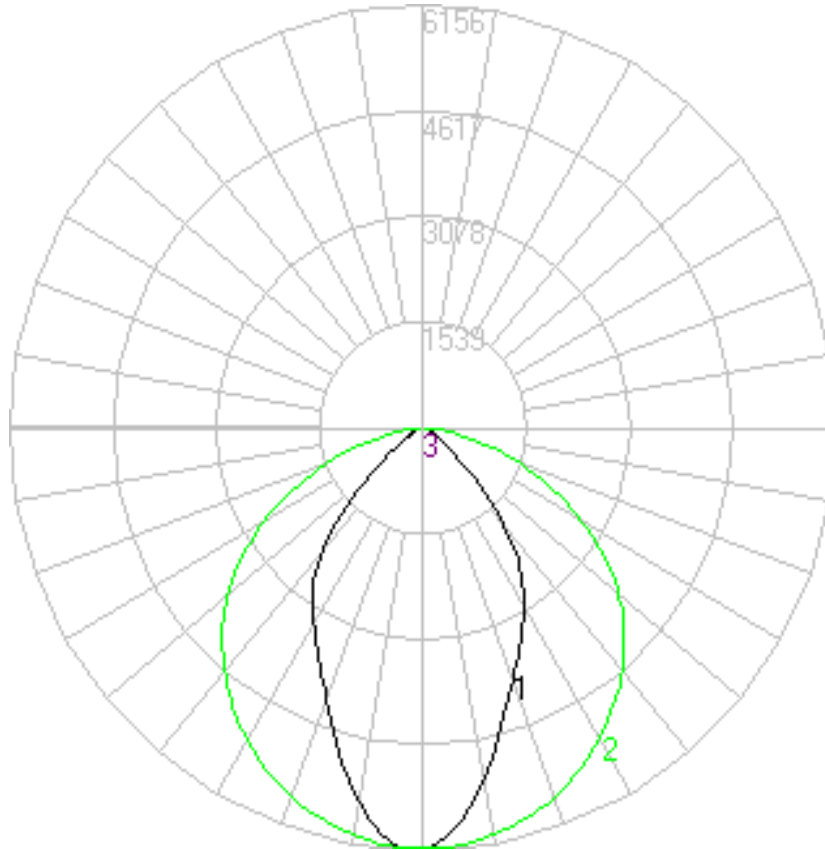
Zonal Lumen Summary

| Zone | Lumens | % Lamp | % Fixture |
|-----------|----------|--------|-----------|
| 0 to 30 | 4012.35 | 38.46 | 38.46 |
| 0 to 40 | 6169.32 | 59.13 | 59.13 |
| 0 to 60 | 9385.63 | 89.96 | 89.96 |
| 0 to 90 | 10432.65 | 100.00 | 100.00 |
| 90 to 180 | 0.00 | 0.00 | 0.00 |
| 0 to 180 | 10432.65 | 100.00 | 100.00 |

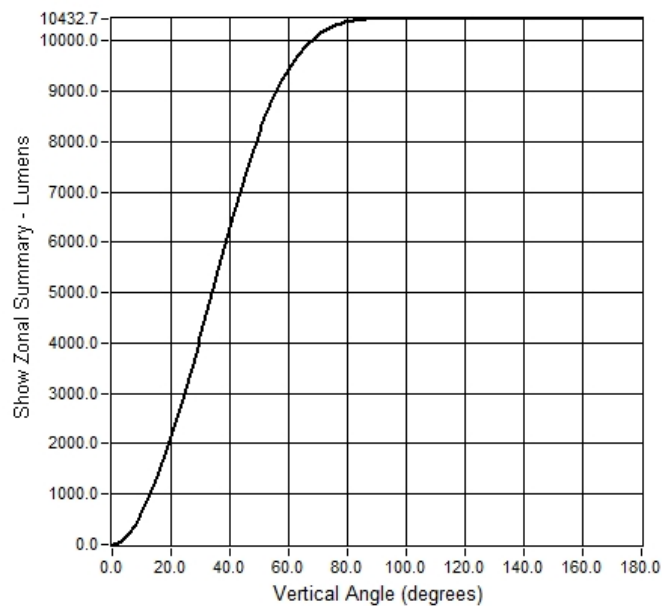
Test Results: Goniometer

Results continued from previous page.

Polar Plot:



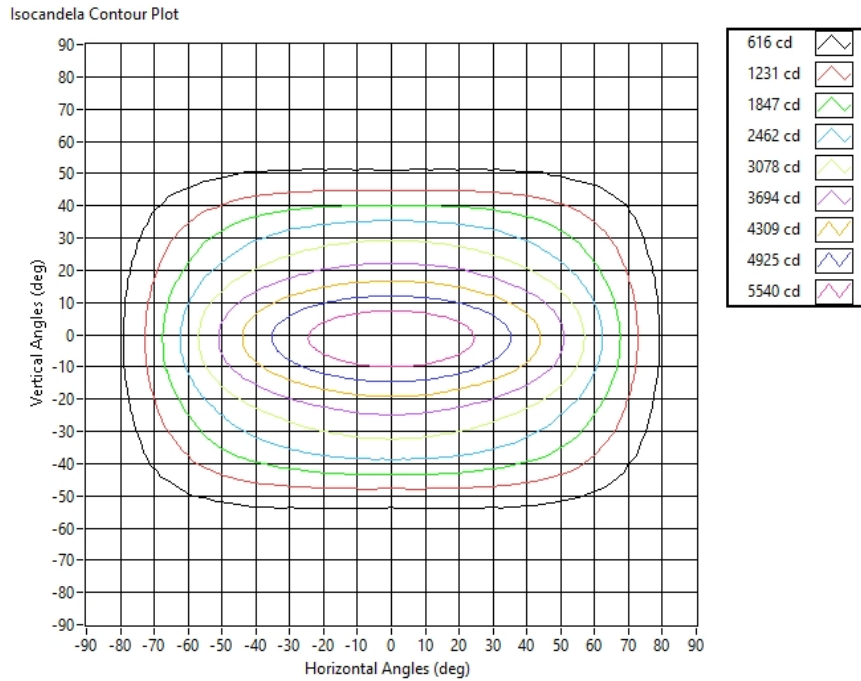
Zonal Flux Graph



Test Results: Goniometer

Results continued from previous page.

Illuminance Plot:



Illuminance-Cone of Light:

| Mounting Height (ft) | Beam Cone Width (ft) | Orthogonal Beam Cone Width (ft) | Projected Illuminance (fc) |
|----------------------|----------------------|---------------------------------|----------------------------|
| 2 | 2.41 | 6.37 | 1533.4 |
| 4 | 4.83 | 12.73 | 383.4 |
| 6 | 7.24 | 19.10 | 170.4 |
| 8 | 9.66 | 25.47 | 95.8 |
| 10 | 12.07 | 31.84 | 61.3 |
| 12 | 14.48 | 38.20 | 42.6 |
| 14 | 16.90 | 44.57 | 31.3 |
| 16 | 19.31 | 50.94 | 24.0 |
| 18 | 21.73 | 57.31 | 18.9 |
| 20 | 24.14 | 63.67 | 15.3 |

Equipment Used:

| Equipment Name | Model Number |
|---|---------------------|
| Omega TC | DPI8 |
| YOKOGAWA Digital Power Meter | 11/26/3981 |
| LSI High Speed Mirror Goniometer | 6240T |
| Elgar AC Power Supply | CW1251P |
| Sorensen DC Power Supply | XHR150-7 |
| Dialight Confirmation Sample | HB1N4N |
| Dialight Confirmation Sample | HB1N4J |
| Fluke 8808A Digit Multimeter | 8808A |
| Step-Up Transformer | |
| ITL Osram Calibraton lamps for Goniometer | J9a8 |
| ITL Osram Calibraton lamps for Goniometer | J9a8 |
| ITL Osram Calibraton lamps for Goniometer | J9a8 |
| Fluke 971 Humidity Meter | 8/28/1902 |
| GwINSTEK DC Power Supply | GEP172679 |
| Dialight Confirmation Sample | 1/0/1900 |
| Labsphere calibration lamp for 2M sphere | SCL-1400 |
| Labshere 2M sphere | Illumia Plus 2600-1 |
| Labshere Controller | PM-150-140 |
| Labshere Spectrometer- CDS 2600 Spectrometer | CDS-2600 |
| Xitron Power Analyzer | 9/1/1907 |
| LED Bulb for Electrical Confirmation Test-Gold Sample | Monte Carlo |
| LED Bulb for Electrical Confirmation Test-Gold Sample | Monte Carlo |
| LED Bulb for Electrical Confirmation Test-Gold Sample | Monte Carlo |
| | |
| | |

Additional Notes:

Samples are received and tested in new and undamaged condition, unless otherwise noted. The results shown in this report are representative only of the test samples submitted. This data has been issued to the assignee for further evaluation. This report shall not be used by the client to claim product certification, approval, or endorsement by NVLAP, NIST, or any agency of the Federal Government. This report shall not be reproduced, except in full, without the express written permission of Dialight Optics Laboratory.

Test Report Issued By:

Richard Huegi
 Dialight Optics Laboratory
 Senior Optical Engineering Technician
 Lighting Division

Test Report Reviewed and Approved By:

Vishnu Shastry
 Dialight Optics Laboratory
 Optical Engineer
 Approved Signatory