

# Vigilant<sup>®</sup> Ultra-Efficient LED High Bay

## Technical Specification Sheet - CE



NOVEMBER 2024

## Vigilant® Ultra-Efficient LED High Bay - CE

### Technical Information



#### Corded Model



##### Mechanical Information:

**Fixture weight:**  
8.2 kg (18 lbs)

**Shipping weight:**  
10.9 kg (24 lbs)

**Mounting:**  
Stainless Steel Hook

**Power Cord:**  
3 meters, H07RN-F or  
H07BN4-F Heavy Duty

**Prefix:** VEE

#### Integrated Wiring Box



##### Mechanical Information:

**Fixture weight:**  
9.1 kg (20 lbs)

**Shipping weight:**  
11.8 kg (26 lbs)

**Mounting:**  
Various Kits (see page 9)

**Wiring Box Cable Entries:**  
M25 x 3

**Terminals:**  
0.5-4mm<sup>2</sup> x 5

**Prefix:** VWE

##### Certifications & Ratings:

EN 60598-1:2015, IEC 60598-1:2014	IK10 to EN 50102 (Polycarbonate lens)
EN 60598-2-1:1989, IEC 60598-2-1:2020	IK06 to EN 50102 (Acrylic lens) IK05 to EN 50102 (Glass lens)
IEC60068	D-Marking to EN 60598 2-24
Salt spray testing - severity 1	L70 >150,000 hours @ 25°C ambient
IP66 to EN 60529	

##### Variable Dimming as Standard:

**Variable Dimming Control:** DALI enabled  
0-10 VDC

**Dimming Range:** 10 VDC = 100% light output  
0 VDC = <10% light output

##### Electrical Specifications:

**Operating Voltage:** 100-277 VAC  
120-250 VDC

**Total system power consumption:** See table

**Operating Temp:** -40°C to +65°C

**Harmonics:** IEC 61000-3-2

**Noise requirement /EMC:** EN 61547: 2009  
Radiated and Conducted  
Emissions: EN 55015

**EMC Immunity:** EN 61547: 2009

**Transient protection:** 100-277 VAC models tested to  
withstand up to 8kV/4kA per IEEE  
C62.41.  
347-480 VAC models  
tested to withstand up to 6kV/3kA  
per IEEE C62.41

**THD:** < 20%

**Power Factor:** > 0.9

##### Construction:

**Housing:** Copper-free aluminium

**Finish:** Superior dual coat finish  
-Sealed polyester topcoat  
-Chemical-resistant epoxy primer

**Lens:** See table

**Screws:** Stainless steel 316

##### Photometric Information:

**CRI:** 80, 70

**CCT:** 5000K (cool white)  
4000K (neutral white)

All values typical unless otherwise stated (tolerance +/- 10%)

	Comparison	
	Warranty	L70
Dialight LED High Bay	10yr	>150,000
Metal Halide	1	15,000
High Pressure Sodium	1	20,000

**WARNING: INSTALLATION & SECONDARY RETENTION:** *The use of this product without proper installation and inspections, including secondary safety retention/securing, could cause severe injury or death. Dialight recommends that all installations should use secondary retention (appropriate to the installation environment) where applicable. It is the exclusive responsibility of the contractor, installer and/or end customer to: (a) determine the suitability of the product for its intended application; and, (b) ensure that the product is installed safely (with secondary retention where appropriate) and in compliance with all applicable laws and regulations. To the extent permissible under the relevant law, Dialight disclaims all responsibility for personal injury and/or other damage resulting from any dislodgement or other dislocation of this product.*

## Vigilant® Ultra-Efficient LED High Bay - CE Ordering Information



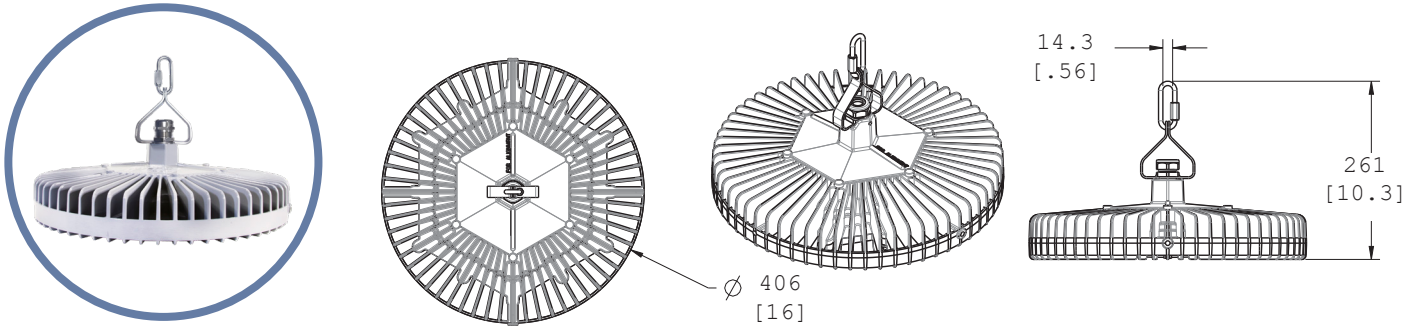
Standard Model with 3 Meter Cable & Hook Mount								
Part Number	Lumens	Wattage	lm/W	CCT	CRI	Lens	Beam Distribution	Controls
VEE-7WC2-JNHW-NGN	38,200	230	166	5000K	80	Glass	Wide	
VEE-7MC2-JNHW-NGN	37,400	230	163	5000K	80	Glass	Medium	
VEE-7WC2-HNHW-NGN	33,000	195	169	5000K	80	Glass	Wide	
VEE-7MC2-HNHW-NGN	32,300	195	166	5000K	80	Glass	Medium	
VEE-7WC2-FNHW-NGN	28,600	165	173	5000K	80	Glass	Wide	
VEE-7MC2-FNHW-NGN	28,000	165	170	5000K	80	Glass	Medium	
Integrated Wiring Box - Standard with HBXW3 Bracket								
VWE-7WC2-JAAW-NGN	38,200	230	166	5000K	80	Glass	Wide	DALI
VWE-7MC2-JAAW-NGN	37,400	230	163	5000K	80	Glass	Medium	DALI
VWE7-WC2-HAAW-NGN	33,000	195	169	5000K	80	Glass	Wide	DALI
VWE-7MC2-HAAW-NGN	32,300	195	166	5000K	80	Glass	Medium	DALI
VWE-7WC2-FAAW-NGN	28,600	165	173	5000K	80	Glass	Wide	DALI
VWE-7MC2-FAAW-NGN	28,000	165	170	5000K	80	Glass	Medium	DALI

All values typical unless otherwise stated (tolerance +/- 10%)

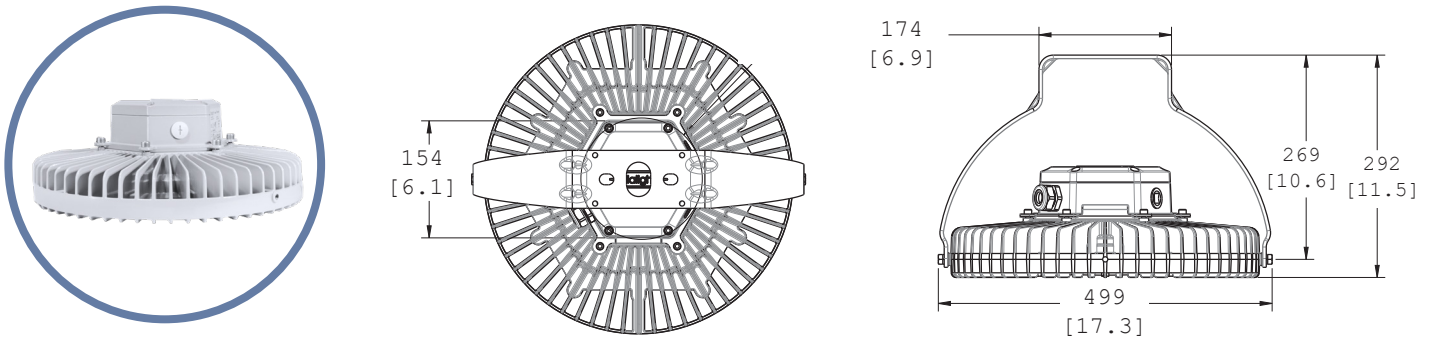
**DISCLAIMER:** All information provided is, to the best of Dialight's knowledge, accurate as of the date of publication, but is subject to change without notice and does not form part of any contract with Dialight. When ordering please refer to [www.dialight.com](http://www.dialight.com) for current versions of: (a) relevant product documentation (including the most up to date product data sheets); (b) Dialight terms and conditions of sale; and, (c) the relevant product warranty. All information provided is, to Dialight's knowledge, accurate at the date of publication, but is subject to change without notice and does not form part of any contract with Dialight. In the event of any discrepancy between this document and information provided on our website, the latter shall prevail.

# Dimensional Drawings

## Corded Model with Hook Mount



## Integrated Wiring Box



**DISCLAIMER:** All information provided is, to the best of Dialight's knowledge, accurate as of the date of publication, but is subject to change without notice and does not form part of any contract with Dialight. When ordering please refer to [www.dialight.com](http://www.dialight.com) for current versions of: (a) relevant product documentation (including the most up to date product data sheets); (b) Dialight terms and conditions of sale; and, (c) the relevant product warranty. All information provided is, to Dialight's knowledge, accurate at the date of publication, but is subject to change without notice and does not form part of any contract with Dialight. In the event of any discrepancy between this document and information provided on our website, the latter shall prevail.

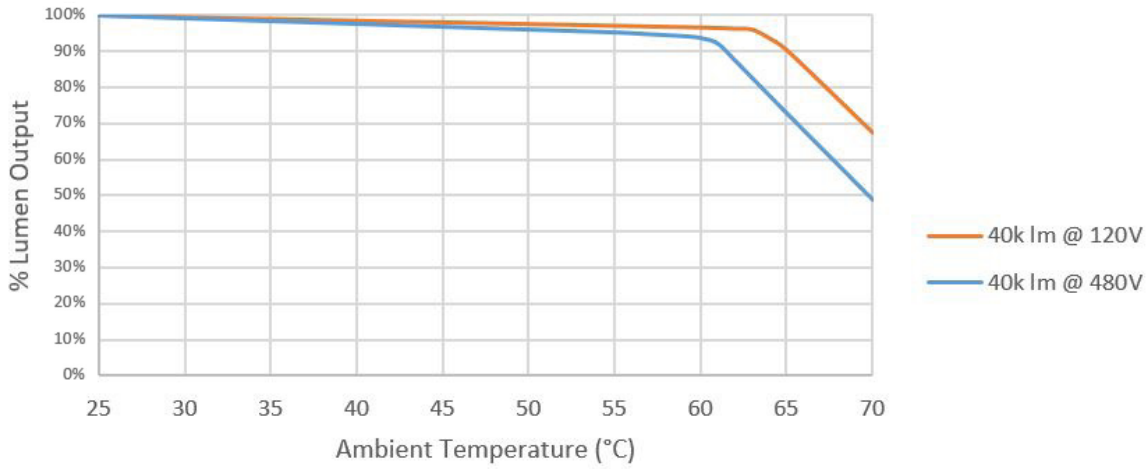
# Lumen Tables

Vigilant High Bay 100-277 VAC, 120-250 VDC and 347-480 VAC					
Output	Wattage	Optic	Lens Material	70 CRI, 5000K / 4000K CCT	
				Lumen Output	lm/W
J	230	High Efficacy Round	Glass	41,300	180
H	195			35,700	183
F	165			30,900	187
E	140			26,300	188
C	96			19,100	200
B	80			15,000	188
A	65			12,100	186

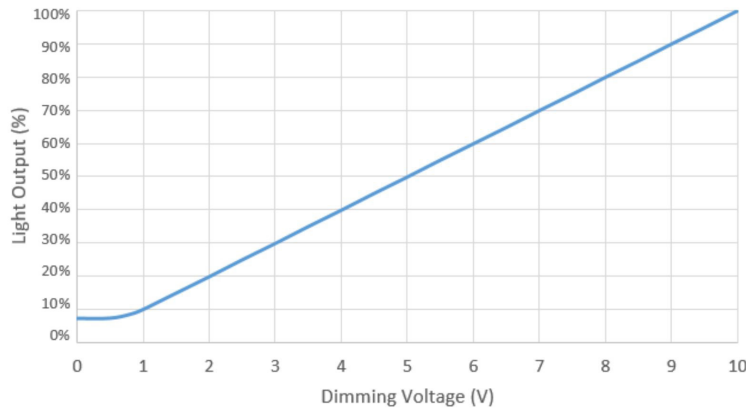
Variable	Type	Scale Factor
Lens	Glass - Clear	100%
	Acrylic - Clear	100%
	Polycarbonate - Clear	99%
	Polycarbonate - Dome Diffused	98%
Optic	Round	100%
	Narrow	97%
	Medium	95%
	Aisle	92%
CCT & CRI	CW 70 CRI	100%
	NW 70 CRI	100%
	CW 80 CRI	96%
	NW 80 CRI	96%

**DISCLAIMER:** All information provided is, to the best of Dialight's knowledge, accurate as of the date of publication, but is subject to change without notice and does not form part of any contract with Dialight. When ordering please refer to [www.dialight.com](http://www.dialight.com) for current versions of: (a) relevant product documentation (including the most up to date product data sheets); (b) Dialight terms and conditions of sale; and, (c) the relevant product warranty. All information provided is, to Dialight's knowledge, accurate at the date of publication, but is subject to change without notice and does not form part of any contract with Dialight. In the event of any discrepancy between this document and information provided on our website, the latter shall prevail.

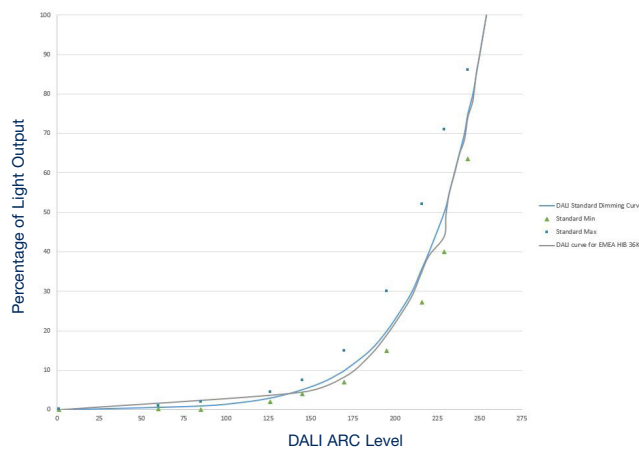
# Thermal Roll-Off



# Dimming Characterization 0-10V



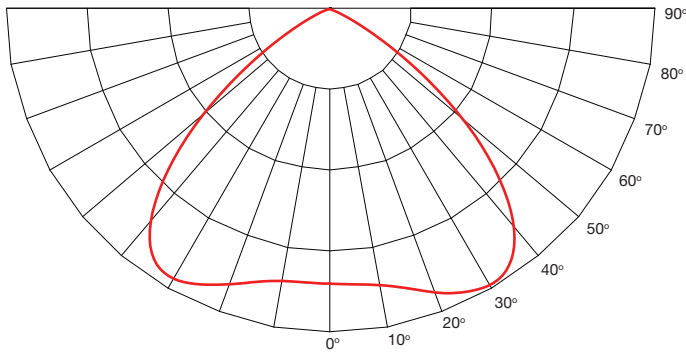
## DALI Dimming



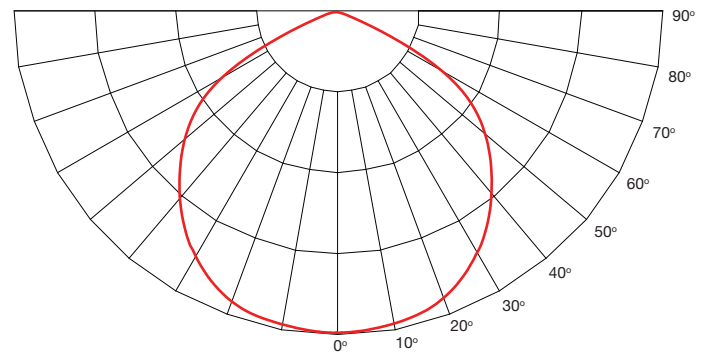
**DISCLAIMER:** All information provided is, to the best of Dialight's knowledge, accurate as of the date of publication, but is subject to change without notice and does not form part of any contract with Dialight. When ordering please refer to [www.dialight.com](http://www.dialight.com) for current versions of: (a) relevant product documentation (including the most up to date product data sheets); (b) Dialight terms and conditions of sale; and, (c) the relevant product warranty. All information provided is, to Dialight's knowledge, accurate at the date of publication, but is subject to change without notice and does not form part of any contract with Dialight. In the event of any discrepancy between this document and information provided on our website, the latter shall prevail.

# Beam Distribution

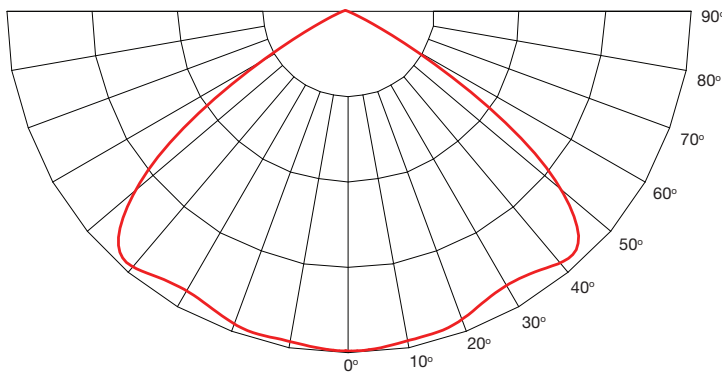
Medium



Round



Wide



*DISCLAIMER: All information provided is, to the best of Dialight's knowledge, accurate as of the date of publication, but is subject to change without notice and does not form part of any contract with Dialight. When ordering please refer to [www.dialight.com](http://www.dialight.com) for current versions of: (a) relevant product documentation (including the most up to date product data sheets); (b) Dialight terms and conditions of sale; and, (c) the relevant product warranty. All information provided is, to Dialight's knowledge, accurate at the date of publication, but is subject to change without notice and does not form part of any contract with Dialight. In the event of any discrepancy between this document and information provided on our website, the latter shall prevail.*

# Lumen Maintenance Factor

% Lumen Output (40k lm @ 120V)									
Ambient Temp (°C)	Hours								
	0	15000	30000	45000	60000	75000	90000	100000	150000
25	100%	96%	93%	90%	87%	84%	81%	80%	71%
30	100%	96%	93%	90%	87%	84%	81%	79%	71%
35	99%	95%	92%	89%	86%	84%	80%	79%	71%
40	99%	95%	92%	89%	86%	83%	80%	79%	70%
45	98%	94%	91%	88%	85%	82%	80%	78%	69%
50	98%	94%	91%	87%	84%	82%	79%	77%	69%
55	97%	93%	90%	87%	84%	81%	78%	76%	68%
60	97%	93%	89%	86%	83%	80%	77%	75%	67%
65	90%	87%	84%	80%	78%	75%	72%	70%	62%

% Lumen Output (26k lm @ 120V)									
Ambient Temp (°C)	Hours								
	0	15000	30000	45000	60000	75000	90000	100000	150000
25	100%	97%	95%	92%	90%	88%	86%	84%	77%
30	99%	97%	94%	92%	90%	87%	85%	84%	77%
35	99%	96%	94%	91%	89%	87%	85%	83%	76%
40	98%	96%	93%	91%	89%	86%	84%	83%	76%
45	98%	95%	93%	90%	88%	86%	84%	82%	75%
50	97%	94%	92%	90%	87%	85%	83%	81%	75%
55	97%	94%	91%	89%	87%	84%	82%	81%	74%
60	96%	93%	91%	88%	86%	84%	81%	80%	73%
65	96%	93%	90%	88%	85%	83%	81%	79%	72%

# In-rush Current

## 100-277 VAC Models

Product	Output	Max Wattage	Inrush Current @ Input Voltage				Approximate Time Duration (T50) of Inrush Current			
			100VAC	120VAC	230VAC	277VAC	100VAC	120VAC	230VAC	277VAC
High Bay	11k	73	6.4	7.7	14.8	17.8	1.5ms	1.5ms	1.5ms	1.5ms
	14k	90	6.4	7.7	14.8	17.8	1.5ms	1.5ms	1.5ms	1.5ms
	18k	111	6.4	7.7	14.8	17.8	1.5ms	1.5ms	1.5ms	1.5ms
	26k	161	6.4	7.7	14.8	17.8	1.5ms	1.5ms	1.5ms	1.5ms
	30k	190	6.4	7.7	14.8	17.8	1.5ms	1.5ms	1.5ms	1.5ms
	35k	225	6.4	7.7	14.8	17.8	1.5ms	1.5ms	1.5ms	1.5ms
	40k	261	6.4	7.7	14.8	17.8	1.5ms	1.5ms	1.5ms	1.5ms

**DISCLAIMER:** All information provided is, to the best of Dialight's knowledge, accurate as of the date of publication, but is subject to change without notice and does not form part of any contract with Dialight. When ordering please refer to [www.dialight.com](http://www.dialight.com) for current versions of: (a) relevant product documentation (including the most up to date product data sheets); (b) Dialight terms and conditions of sale; and, (c) the relevant product warranty. All information provided is, to Dialight's knowledge, accurate at the date of publication, but is subject to change without notice and does not form part of any contract with Dialight. In the event of any discrepancy between this document and information provided on our website, the latter shall prevail.

# Circuit Breakers

## 100-277 VAC Models

Output	Max Wattage	Maximum # of Lights per Breaker @100VAC			Maximum # of Lights per Breaker @120VAC			Maximum # of Lights per Breaker @230VAC			Maximum # of Lights per Breaker @277VAC		
		C10	B16	C16	C10	B16	C16	C10	B16	C16	C10	B16	C16
11k	73	10	16	16	12	19	19	23	37	37	27	43	43
14k	90	8	13	13	10	16	16	19	30	30	22	36	36
18k	111	6	10	10	8	13	13	15	24	24	17	28	28
26k	161	4	7	7	5	9	9	11	17	17	12	19	19
30k	190	4	6	6	5	7	7	9	14	14	10	17	17
35k	225	3	5	5	4	6	6	8	12	12	9	14	14
40k	261	3	4	4	3	5	5	7	10	10	8	12	12

## Earth Leakage

Voltage	Typical Measurements			
	Normal (mA)	Live to Neutral or L1 to L2 Reversed (mA)	Neutral or L2 Open (mA)	Neutral or L2 Open Reversed (mA)
120V/60Hz	0.27	0.25	0.46	0.45
230V/50Hz	0.41	0.40	0.78	0.77
277V/60Hz	0.56	0.56	1.05	1.03
347V/60Hz	0.28	0.28	0.39	0.40
415V/50Hz	0.26	0.26	0.40	0.40
480V/60Hz	0.36	0.36	0.54	0.53

**DISCLAIMER:** All information provided is, to the best of Dialight's knowledge, accurate as of the date of publication, but is subject to change without notice and does not form part of any contract with Dialight. When ordering please refer to [www.dialight.com](http://www.dialight.com) for current versions of: (a) relevant product documentation (including the most up to date product data sheets); (b) Dialight terms and conditions of sale; and, (c) the relevant product warranty. All information provided is, to Dialight's knowledge, accurate at the date of publication, but is subject to change without notice and does not form part of any contract with Dialight. In the event of any discrepancy between this document and information provided on our website, the latter shall prevail.

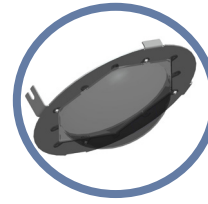
## Accessories



- HBXW3-SSL-316M**
- 316 stainless steel bracket



- HBXCAB48**
- 48" long stainless steel safety rope (for use with safety bracket)
  - Includes 2 cables




- HBXSBDK**
- Sand blast kit (dome lens)
- HBXSBDL**
- Sacrificial dome lens



- HBXW3-SSL-316FTM**
- 316 stainless steel forward throw bracket



- HBXSB**
- Safety tabs
  - 316 stainless steel
  - Includes 4 tabs



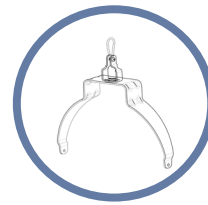
- HBXSBK**
- Sand blast kit (flat lens)
- HBXSBL**
- Sacrificial flat lens



- HBXW3**
- Powder-coated aluminium swivel bracket

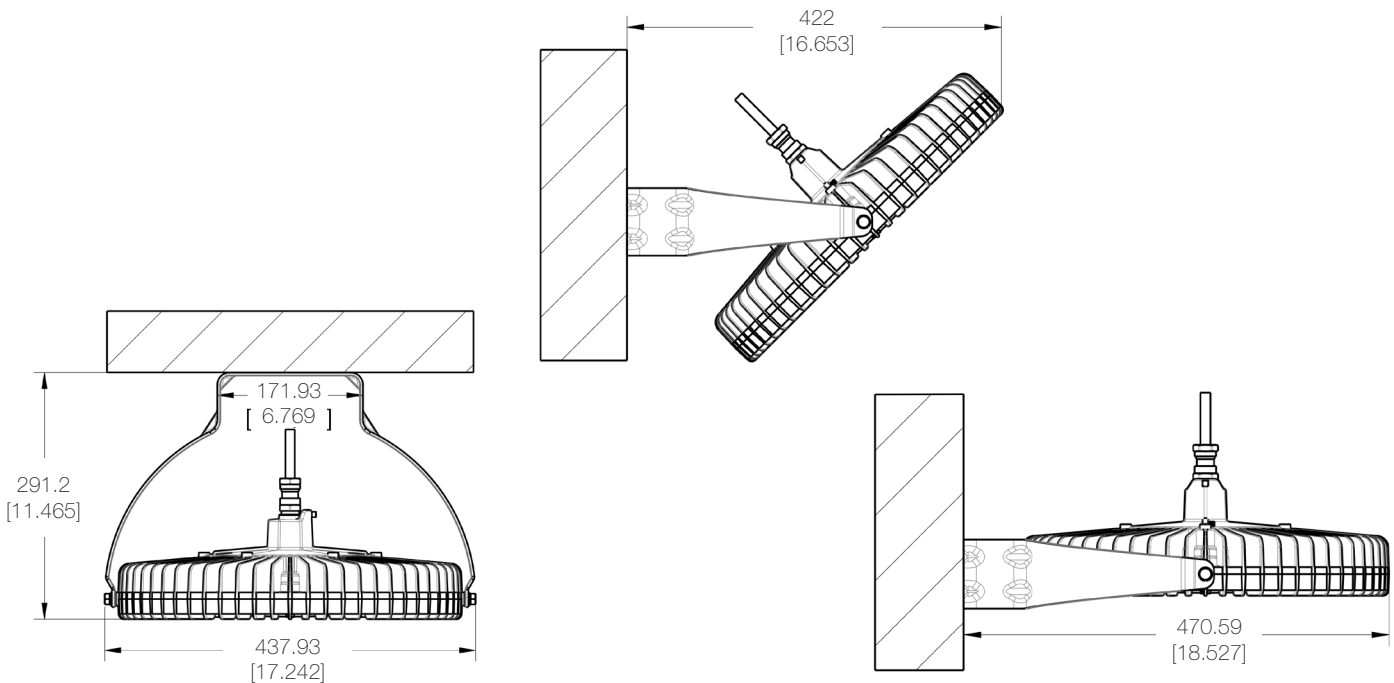


- HBXGS**
- Glare shield (internal use only, for use with flat lens)



- HBXW3EUHOOK**
- Swivel bracket with hanging hook

### HBXW3 - Swivel Bracket



**DISCLAIMER:** All information provided is, to the best of Dialight's knowledge, accurate as of the date of publication, but is subject to change without notice and does not form part of any contract with Dialight. When ordering please refer to [www.dialight.com](http://www.dialight.com) for current versions of: (a) relevant product documentation (including the most up to date product data sheets); (b) Dialight terms and conditions of sale; and, (c) the relevant product warranty. All information provided is, to Dialight's knowledge, accurate at the date of publication, but is subject to change without notice and does not form part of any contract with Dialight. In the event of any discrepancy between this document and information provided on our website, the latter shall prevail.

## **Dialight Europe Ltd**

Leaf C, Level 36, Tower 42  
25 Old Broad Street  
London, EC2N 1HQ, United Kingdom  
Tel: +44 (0) 203 058 3540  
Customer Service: +44 (0) 163 866 6541  
sales-emea@dialight.com

## **Middle East**

Level 23 – Boulevard Plaza Tower 2  
Emaar Boulevard, Dubai, U.A.E.  
P.O. Box 124342  
Tel: +971 (4) 409-6962  
Fax: +971 (4) 409-6850

*DISCLAIMER: The use of this product without proper installation and inspections, including secondary safety retention/securing, could cause severe injury or death. Dialight products are intended for ultimate purchase, installation and operation by knowledgeable persons trained in the functional assessment, installation, use and maintenance of such products and all customers (including but not limited to end customers) are responsible for assessing the suitability of Dialight products for any given installation requirement. All values and performance data herein are design or typical values when measured under laboratory conditions. Whilst Dialight has used all reasonable endeavours to ensure the completeness and accuracy of information herein, this document does not form part of any contract with Dialight and Dialight does not assume any liability for damages resulting from use of this information or for any third party representations made in relation to Dialight products. The information herein is subject to change without notice. The products / software detailed herein are subject to applicable warranties and terms and conditions of use/purchase. Unless agreed otherwise in writing by an authorised representative of Dialight, Dialight does not represent that its products are fit for a particular purpose and accepts no liability for the installation and/or unauthorised use of its products. When ordering please refer to [www.dialight.com](http://www.dialight.com) for current versions of: (a) relevant product documentation (including the most up to date product data sheets); (b) Dialight terms and conditions of sale; and, (c) Dialight warranty terms. All information provided is, to Dialight's knowledge, accurate at the date of publication, but is subject to change without notice and does not form part of any contract with Dialight. In the event of any discrepancy between this document and information provided on our website, the latter shall prevail.*