

Dialight



StreetSense[®] LED Street Light - UL

for Roadway and Area Illumination

JANUARY 2022

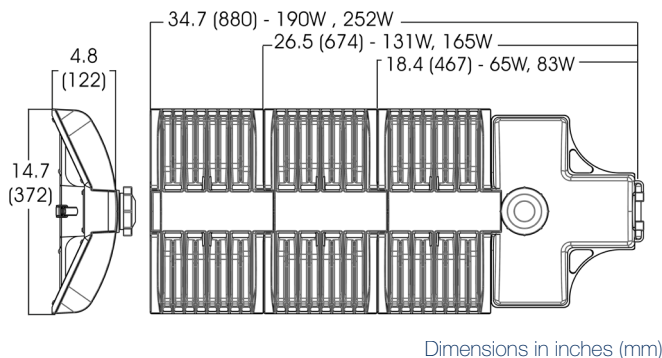
StreetSense LED Street Light - UL

Standard Models



Certifications & Ratings

- UL1598
- CE
- CSA C22.2 No. 250.0-08



Mechanical Information:

Fixture weight:

62W, 78W:	16lbs (7.26kg)
125W, 156W:	25lbs (11.34kg)
182W, 228W:	34lbs (15.42kg)

Shipping weight:

62W, 78W:	21lbs (12kg)
125W, 156W:	30lbs (16kg)
182W, 228W:	39lbs (20kg)

Mounting:

Accommodates 1.7" [43mm] ~ 2.3" [58mm] max OD pipe. Provision for adjustment of +/- 5° at 2.5° increments

EPA (Sq. ft):

62W, 78W:	0.60
125W, 156W:	0.87
182W, 228W:	1.13

Electrical Specifications:

Operating Voltage:

100 - 277 VAC, 50/60 Hz
347 - 480 VAC, 50/60 Hz

Total system power consumption:

See table

Operating Temp:

40°F to 165°F (-40°C to 74°C) ambient

Terminal Block:

#14 AWG (1.6mm) to #6 AWG (4.1mm) wire and accessible via hinged tool less entry

Noise requirement /EMC:

FCC Title 47, Subpart B, Section 15, class A device. RF Immunity; 10V/m, 80MHz-1GHz

Transient protection:

Open circuit surge protection 10kV standard per ANSI/IEEE C62.41. 2.2002 cat C high

THD:

<20%

Power Factor:

> 0.9

Construction:

Housing:

Copper free aluminum

Finish:

Superior dual coat finish
- Sealed polyester topcoat
- Chemical-resistant epoxy primer

Lens:

Optically optimized, tempered glass

Photo controller socket:

Standard NEMA three prong twist lock, socket with shorting cap, as per ANSI C136.10

Photometric Information:

CRI:

>70

CCT:

5000K (cool white)
4300K (neutral white)

Optics:

IES Type III

All values typical unless otherwise stated (tolerance +/- 10%)

WARNING - INSTALLATION & SECONDARY RETENTION. Use of any Dialight products without proper installation (including secondary retention / netting) and periodic inspections could cause severe injury or death. Dialight recommends that all installations should use secondary retention / netting (appropriate to the installation environment) where applicable. It is the exclusive responsibility of the contractor, installer and/or end-user to: (a) determine the suitability of the product for its intended application; and, (b) ensure that the product is safely installed (with secondary retention / netting where appropriate) and in compliance with all applicable laws and regulations. To the extent permissible under applicable laws, Dialight disclaims all liability for personal injury and/or other damage resulting from any dislodgment or other dislocation of its products.

StreetSense LED Street Light - UL

Ordering Information & Accessories

Part Number	Number of Light Engines	EPA (SQ. ft)	Lens	CCT	Fixture Lumens	Wattage	LPW	Optical Pattern
Standard Models - 100-277 VAC								
SL3C5SLGG	3	1.13	Tempered Glass	5000K (cool white)	23,400	228	103	Type III
SL3C5RLGG	3	1.13	Tempered Glass	5000K (cool white)	20,000	182	110	Type III
SL3C5ILGG	2	0.87	Tempered Glass	5000K (cool white)	15,600	156	100	Type III
SL3C5HLGG	2	0.87	Tempered Glass	5000K (cool white)	12,500	125	100	Type III
SL3C5DLGG	1	0.6	Tempered Glass	5000K (cool white)	7,800	78	100	Type III
SL3C5CLGG	1	0.6	Tempered Glass	5000K (cool white)	6,400	62	103	Type III
Standard Models - 347-480 VAC								
SL3C7SLGG	3	1.13	Tempered Glass	5000K (cool white)	22,000	228	96	Type III
SL3C7RLGG	3	1.13	Tempered Glass	5000K (cool white)	20,000	182	110	Type III
SL3C7ILGG	2	0.87	Tempered Glass	5000K (cool white)	15,700	156	101	Type III
SL3C7HLGG	2	0.87	Tempered Glass	5000K (cool white)	12,500	125	100	Type III
SL3C7DLGG	1	0.6	Tempered Glass	5000K (cool white)	7,800	78	100	Type III
SL3C7CLGG	1	0.6	Tempered Glass	5000K (cool white)	6,400	62	103	Type III

All values typical unless otherwise stated, Lumen values are typical (tolerance +/- 10%).

Part numbers listed in the above table are cool white. For neutral white model, replace the 4th character with **N** Ex: SL3C5CLGG becomes SL3N5CLGG



SLSHIELDKIT

- House side shield



SL-PC01R

- 105 - 305V AC Photocontroller

SL-PC02R

- 312 - 382V AC Photocontroller

SL-PC03R

- 432 - 528V AC Photocontroller

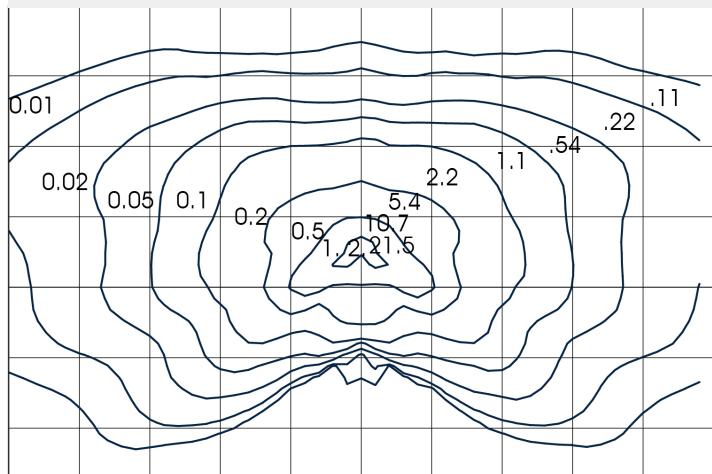
DISCLAIMER. All product information provided is, to the best of Dialight's knowledge, accurate as of the date of publication. When ordering, refer to www.dialight.com for current versions of: (a) relevant product documentation (including the relevant product data sheets); (b) Dialight terms and conditions of sale; and, (c) the relevant product warranty. To the extent that any contract is deemed formed between Dialight and the purchaser of Dialight products and/or an end-user, versions of documents available at www.dialight.com as at the date of sale shall be the versions incorporated therein. In the event of any discrepancy between this document or information provided at www.dialight.com, the latter shall prevail.

StreetSense LED Street Light - UL

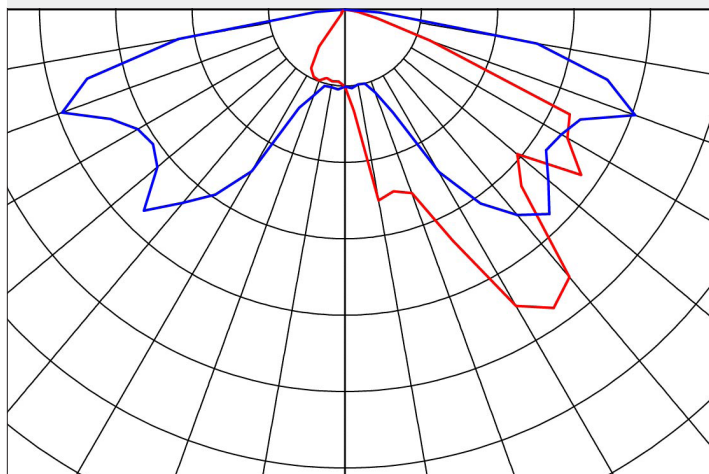
Light Distribution and Measurement Data - IES Type III

65 Watt

Iso-Illuminance Chart



Intensity Distribution Curve (cd)



Mounting height - 25' (7.6m)

- Location of streetlight

Spacing of each box is equal to mounting height in feet (meters).

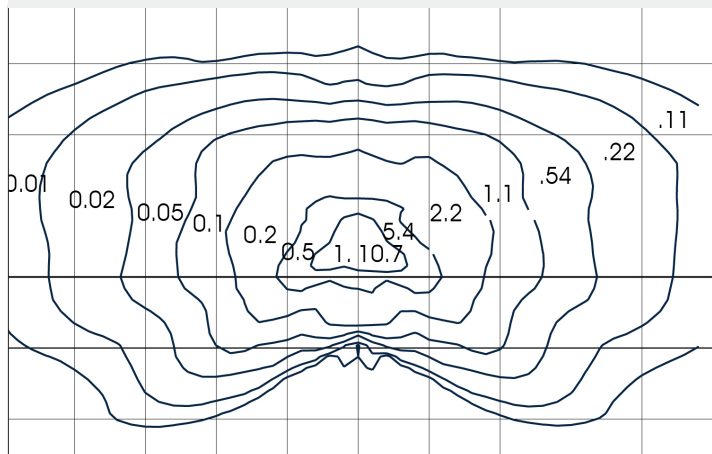
Ex: 40' (12.2m) mounting height = each box is 40' (12.2m), 30' (9.1m) mounting height = each box is 30' (9.1m)

Values shown are for cool white and neutral white units, for warm white multiply the Fc or Lux value by .82

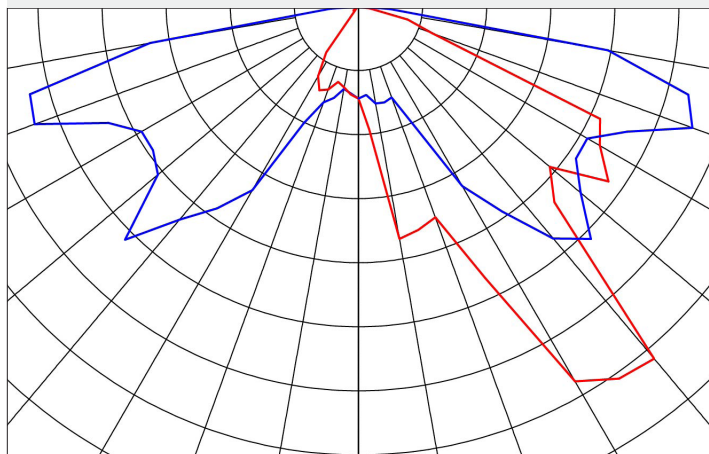
Mounting Height	10' (3.0m)	15' (4.6m)	20' (6.1m)	25' (7.6m)	30' (9.1m)	35' (10.7m)	40' (12.7m)	45' (13.4m)	50' (15.2m)
Multiplier	6.25	2.778	1.563	1	0.694	0.51	0.391	0.309	0.25

78 Watt

Iso-Illuminance Chart



Intensity Distribution Curve (cd)



Mounting height - 25' (7.6m)

- Location of streetlight

Spacing of each box is equal to mounting height in feet (meters).

Ex: 40' (12.2m) mounting height = each box is 40' (12.2m), 30' (9.1m) mounting height = each box is 30' (9.1m)

Values shown are for cool white and neutral white units, for warm white multiply the Fc or Lux value by .82

Mounting Height	10' (3.0m)	15' (4.6m)	20' (6.1m)	25' (7.6m)	30' (9.1m)	35' (10.7m)	40' (12.7m)	45' (13.4m)	50' (15.2m)
Multiplier	6.25	2.778	1.563	1	0.694	0.51	0.391	0.309	0.25

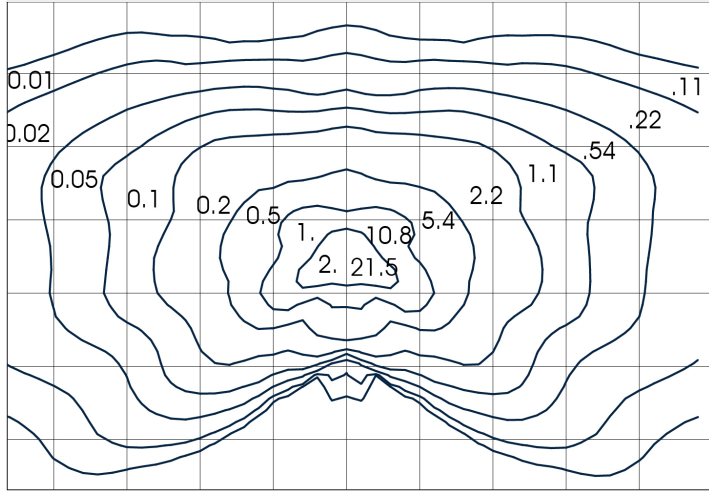
DISCLAIMER. All product information provided is, to the best of Dialight's knowledge, accurate as of the date of publication. When ordering, refer to www.dialight.com for current versions of: (a) relevant product documentation (including the relevant product data sheets); (b) Dialight terms and conditions of sale; and, (c) the relevant product warranty. To the extent that any contract is deemed formed between Dialight and the purchaser of Dialight products and/or an end-user, versions of documents available at www.dialight.com as at the date of sale shall be the versions incorporated therein. In the event of any discrepancy between this document or information provided at www.dialight.com, the latter shall prevail.

StreetSense LED Street Light - UL

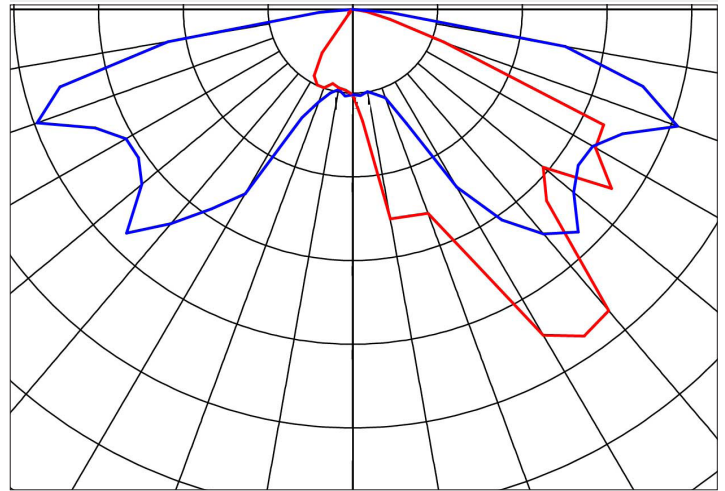
Light Distribution and Measurement Data - IES Type III

125 Watt

Iso-Illuminance Chart



Intensity Distribution Curve (cd)



Mounting height - 25' (7.6m)

- Location of streetlight

Spacing of each box is equal to mounting height in feet (meters).

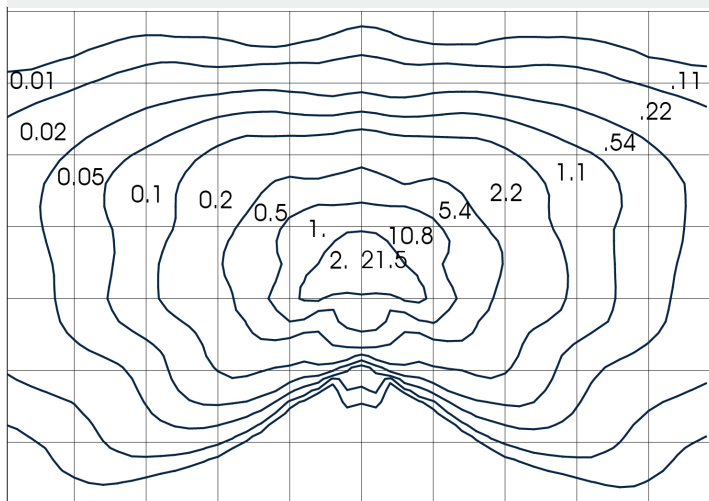
Ex: 40' (12.2m) mounting height = each box is 40' (12.2m), 30' (9.1m) mounting height = each box is 30' (9.1m)

Values shown are for cool white and neutral white units, for warm white multiply the Fc or Lux value by .82

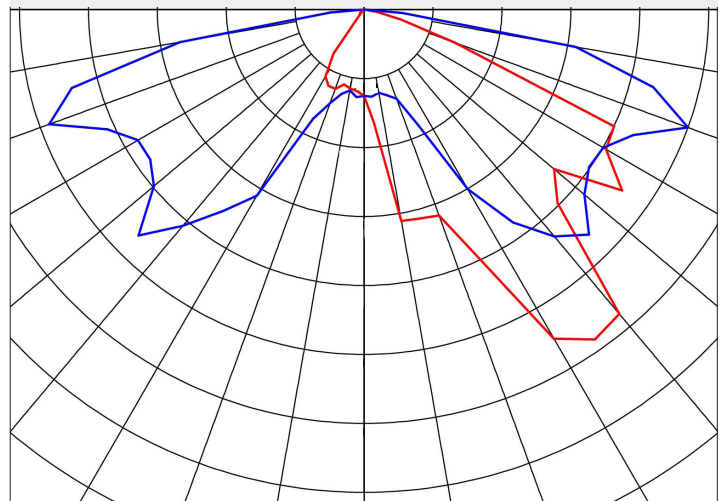
Mounting Height	10' (3.0m)	15' (4.6m)	20' (6.1m)	25' (7.6m)	30' (9.1m)	35' (10.7m)	40' (12.7m)	45' (13.4m)	50' (15.2m)
Multiplier	6.25	2.778	1.563	1	0.694	0.51	0.391	0.309	0.25

156 Watt

Iso-Illuminance Chart



Intensity Distribution Curve (cd)



Mounting height - 25' (7.6m)

- Location of streetlight

Spacing of each box is equal to mounting height in feet (meters).

Ex: 40' (12.2m) mounting height = each box is 40' (12.2m), 30' (9.1m) mounting height = each box is 30' (9.1m)

Values shown are for cool white and neutral white units, for warm white multiply the Fc or Lux value by .82

Mounting Height	10' (3.0m)	15' (4.6m)	20' (6.1m)	25' (7.6m)	30' (9.1m)	35' (10.7m)	40' (12.7m)	45' (13.4m)	50' (15.2m)
Multiplier	6.25	2.778	1.563	1	0.694	0.51	0.391	0.309	0.25

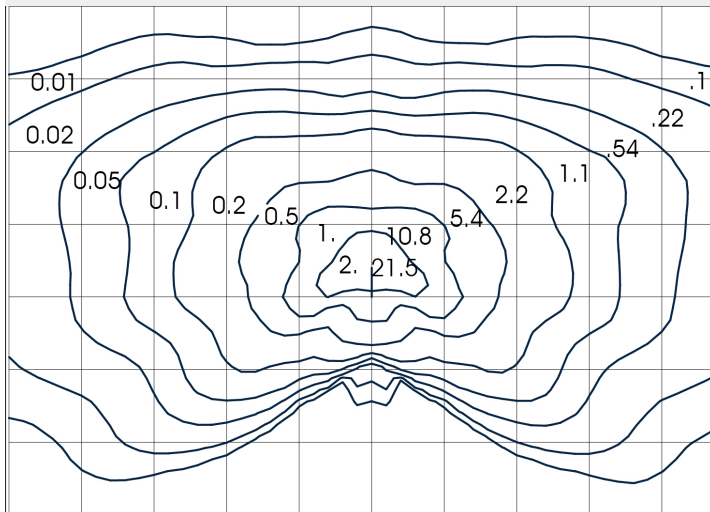
DISCLAIMER. All product information provided is, to the best of Dialight's knowledge, accurate as of the date of publication. When ordering, refer to www.dialight.com for current versions of: (a) relevant product documentation (including the relevant product data sheets); (b) Dialight terms and conditions of sale; and, (c) the relevant product warranty. To the extent that any contract is deemed formed between Dialight and the purchaser of Dialight products and/or an end-user, versions of documents available at www.dialight.com as at the date of sale shall be the versions incorporated therein. In the event of any discrepancy between this document or information provided at www.dialight.com, the latter shall prevail.

StreetSense LED Street Light - UL

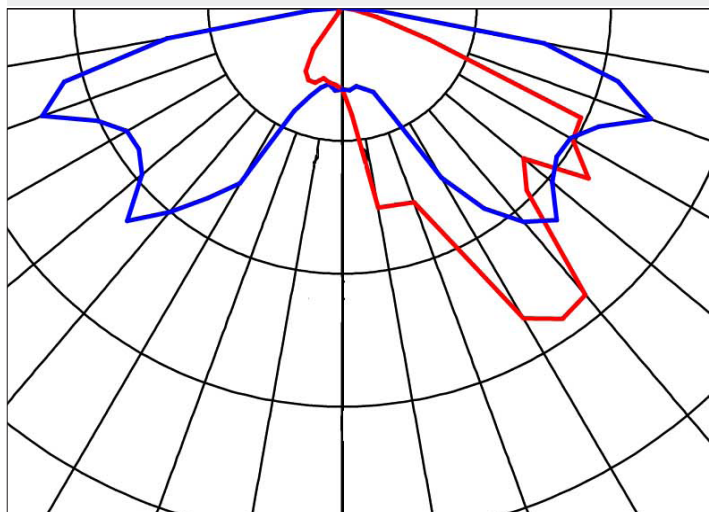
Light Distribution and Measurement Data - IES Type III

62 Watt

Iso-Illuminance Chart



Intensity Distribution Curve (cd)



Mounting height - 25' (7.6m)

- Location of streetlight

Spacing of each box is equal to mounting height in feet (meters).

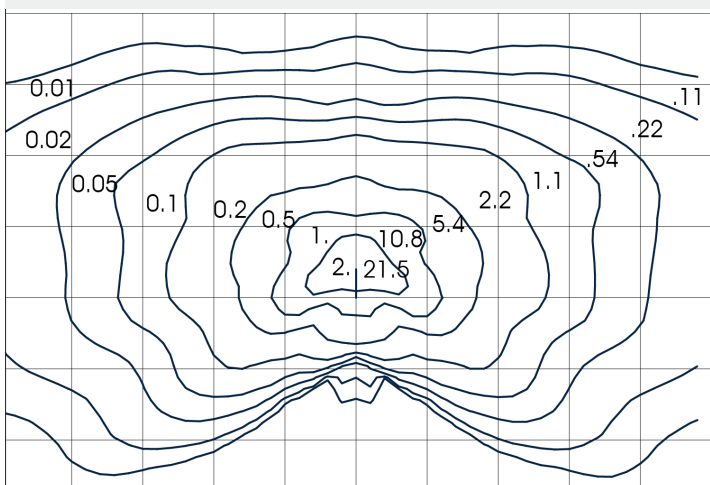
Ex: 40' (12.2m) mounting height = each box is 40' (12.2m), 30' (9.1m) mounting height = each box is 30' (9.1m)

Values shown are for cool white and neutral white units, for warm white multiply the Fc or Lux value by .82

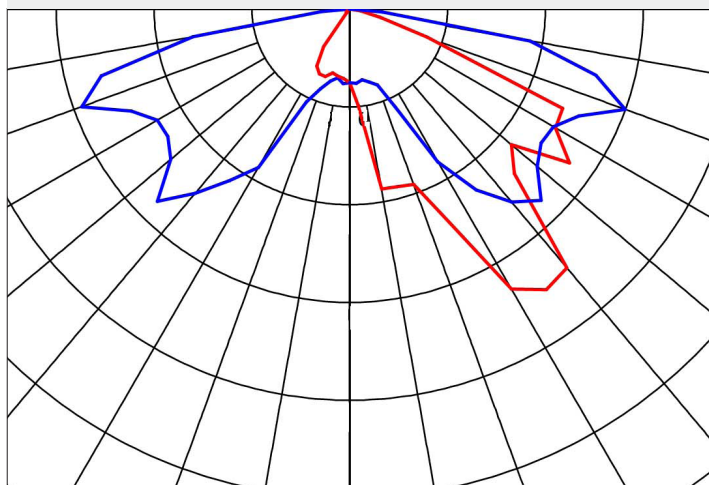
Mounting Height	10' (3.0m)	15' (4.6m)	20' (6.1m)	25' (7.6m)	30' (9.1m)	35' (10.7m)	40' (12.7m)	45' (13.4m)	50' (15.2m)
Multiplier	6.25	2.778	1.563	1	0.694	0.51	0.391	0.309	0.25

78 Watt

Iso-Illuminance Chart



Intensity Distribution Curve (cd)



Mounting height - 25' (7.6m)

- Location of streetlight

Spacing of each box is equal to mounting height in feet (meters).

Ex: 40' (12.2m) mounting height = each box is 40' (12.2m), 30' (9.1m) mounting height = each box is 30' (9.1m)

Values shown are for cool white and neutral white units, for warm white multiply the Fc or Lux value by .82

Mounting Height	10' (3.0m)	15' (4.6m)	20' (6.1m)	25' (7.6m)	30' (9.1m)	35' (10.7m)	40' (12.7m)	45' (13.4m)	50' (15.2m)
Multiplier	6.25	2.778	1.563	1	0.694	0.51	0.391	0.309	0.25

DISCLAIMER. All product information provided is, to the best of Dialight's knowledge, accurate as of the date of publication. When ordering, refer to www.dialight.com for current versions of: (a) relevant product documentation (including the relevant product data sheets); (b) Dialight terms and conditions of sale; and, (c) the relevant product warranty. To the extent that any contract is deemed formed between Dialight and the purchaser of Dialight products and/or an end-user, versions of documents available at www.dialight.com as at the date of sale shall be the versions incorporated therein. In the event of any discrepancy between this document or information provided at www.dialight.com, the latter shall prevail.

North American HQ

1501 Route 34 South
Farmingdale, NJ 07727
Tel: 732-919-3119
Fax: 732-751-5778
info@dialight.com

Dialight Europe Ltd

Leaf C, Level 36, Tower 42
25 Old Broad Street
London, EC2N 1HQ, United Kingdom
Tel: +44 (0) 203 058 3540
Customer Service: +44 (0) 163 866 6541
sales-emea@dialight.com

Middle East

Level 23 – Boulevard Plaza Tower 2
Emaar Boulevard, Dubai, U.A.E.
P.O. Box 124342
Tel: +971 (4) 409-6962
Fax: +971 (4) 409-6850

Australia

108 Howe Street
Osborne Park, WA 6017
Tel: +61 (0) 8 9244 7600
Fax: +61 (0) 8 9244 7601
info@dialight.com.au

Southeast Asia

33 Ubi Avenue 3
#07-72 Vertex (Tower A)
Singapore 408868
Tel: +65 6578 7157
Fax: +65 6578 7150
enquiry@dialight.com.sg

WARNING / DISCLAIMERS:

Installation & secondary retention. The use of this product without proper installation (including secondary retention / netting) and periodic inspections, could cause severe injury or death. Dialight recommends that all installations should use secondary retention / netting (appropriate to the installation environment) as applicable. Dialight products are intended for ultimate purchase, installation and operation by knowledgeable persons trained in the functional assessment, installation, use and maintenance of such products and all customers (including but not limited to end customers) are responsible for assessing the suitability of Dialight products for any given installation requirement. It is the exclusive responsibility of the contractor, installer and/or end-user to: (a) determine the suitability of the product for its intended application; and, (b) ensure that the product is safely installed (with secondary retention / netting as appropriate) and in compliance with all applicable laws and regulations.

Product specifications & warranties. All product information provided is, to the best of Dialight's knowledge, accurate as of the date of publication. All values and performance data herein are design or typical values when measured under laboratory conditions. The information herein is subject to change without notice. The products / software detailed herein are subject to applicable warranties and terms and conditions of use/purchase. Unless agreed otherwise in writing by an authorized representative of Dialight, Dialight does not represent that its products are fit for any particular purpose and accepts no liability for the installation and/or unauthorised use of its products. When ordering, refer to www.dialight.com for current versions of: (a) relevant product documentation (including relevant product data sheets); (b) Dialight terms and conditions of sale; and, (c) the relevant product warranties. To the extent that any contract is deemed formed between Dialight and the purchaser of Dialight products and/or an end-user, versions of documents available at www.dialight.com as at the date of sale shall be the versions incorporated therein. In the event of any discrepancy between this document and information provided at www.dialight.com, the latter shall prevail.

Exclusion of liability. To the extent permissible under the relevant law, Dialight disclaims all liability for personal injury and/or other damage resulting from any dislodgment or other dislocation of its products. Whilst Dialight has used its reasonable endeavours to ensure the completeness and accuracy of information herein, Dialight does not assume any liability for damages resulting from use of this information or for any third-party representations made in relation to Dialight products.