

# **Dialight® LED High Output High Bay - Low Profile**

Technical Specification Sheet - Americas

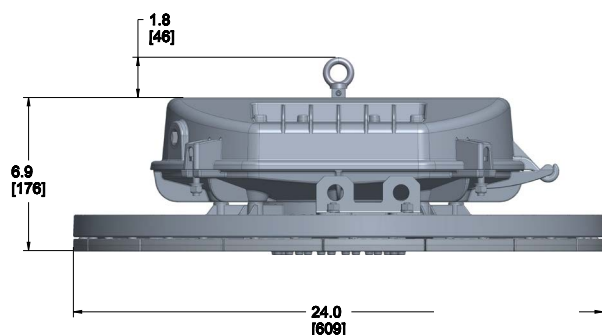
# Vigilant® LED High Output High Bay - Low Profile

## Standard Models



### Certifications & Ratings

- 10 year warranty
- UL 1598/A (wet locations)
- CSA C22.2 No. 250 (wet locations)
- IP66/67
- IK10 (polycarbonate) / IK06 (glass)
- L70 > 150,000 hours
- DLC Premium on most models
- Factory installed secondary retention bracket, optional safety cable accessory available



Dimensions in inches [mm]

### Mechanical Information:

**Weight (120-277 VAC):** 48 lbs (21.8 kg)

**Weight (347/480 VAC):** 49 lbs (22.2 kg)

**Shipping weight:** 62 lbs (28.1 kg)

**Mounting:** (1) ¾" NPT Hook

**Entries:** (1) ¾" NPT – top  
(2) ¾" NPT – sides

### Variable Dimming Option:

**Variable Dimming Cable:** Two conductor cable

**Power Cable:** Three conductor cable

**Variable Dimming Control:** 0-10 VDC

**Dimming Range:** 10 VDC = 100% light output  
0 VDC = off

### Electrical Specifications:

**Operating Voltage:** 120-277 VAC, 50/60Hz  
347 VAC, 50/60Hz  
480 VAC, 50/60Hz

**Total system power consumption:** See table

**Operating Temp:** -40°F to +149°F (-40°C to +65°C)

**Harmonics:** IEC 61000-3-2 Class C

**Noise requirement /EMC:** FCC Title 47, Subpart B, Section 15, class A device. RF Immunity; 10V/m, 80MHz-1GHz

**Transient protection:** 6kV/3kA combination wave, as per IEEE C62.41, line-line and line-ground

**THD:** < 20%

**Power Factor:** > 0.9

### Construction:

**Housing:** Copper free aluminum

**Finish:** Superior dual coat finish  
- Sealed polyester topcoat  
- Chemical-resistant epoxy primer

**Lens Options:** Glass, Acrylic or Polycarbonate

### Photometric Information:

**CRI:** 80

**CCT:** 5000K (cool white)  
4000K (neutral white)

All values typical unless otherwise stated (tolerance +/- 10%)

**WARNING - INSTALLATION & SECONDARY RETENTION.** Use of any Dialight products without proper installation (including secondary retention / netting) and periodic inspections could cause severe injury or death. Dialight recommends that all installations should use secondary retention / netting (appropriate to the installation environment) where applicable. It is the exclusive responsibility of the contractor, installer and/or end-user to: (a) determine the suitability of the product for its intended application; and, (b) ensure that the product is safely installed (with secondary retention / netting where appropriate) and in compliance with all applicable laws and regulations. To the extent permissible under applicable laws, Dialight disclaims all liability for personal injury and/or other damage resulting from any dislodgment or other dislocation of its products.

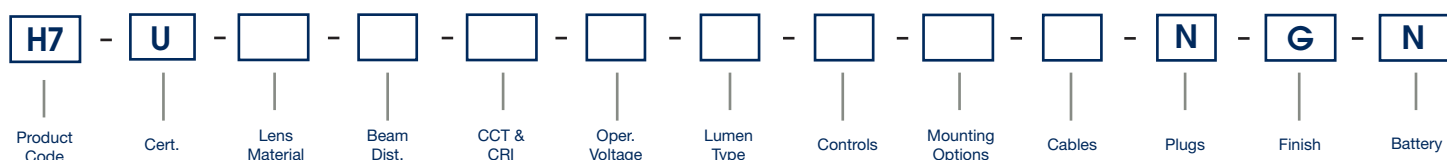
### Vigilant® LED High Output High Bay - Low Profile

120-277 VAC, 347 or 480 VAC Models



Project Information			Specifications	
Part Number:				
Project:				
Fixture Type:		Date:		

### Ordering Information



<b>Product Code</b> H7 Vigilant High Output High Bay	<b>CCT &amp; CRI</b> C Cool White 5000K - 80 CRI N Neutral White 4000K - 80 CRI	<b>Controls</b> D Dimming (0-10V) J IntelliLED Wireless	<b>Plugs</b> N No Option*
<b>Certification</b> U UL 1598, UL 1598/A	<b>Operating Voltage</b> 2 120-277 VAC 3 208 VAC (w/ fuseblock) B 347 VAC (w/ fuseblock) D 480 VAC (w/ fuseblock)	<b>Mounting Options</b> H Hook N No Option*	<b>Finish</b> G Gray (RAL 7040)
<b>Lens Material</b> 2 Acrylic - Clear 4 Polycarbonate - Clear 7 Glass - Clear	<b>Lumen Type</b> K 46,000 Lumens N 61,200 Lumens R 70,500 Lumens	<b>Cables</b> N No Cable (Standard) W 10' (3 meter) Power Cable	<b>Battery</b> N No Option
<b>Beam Distribution</b> M Medium N Narrow	Based on cool white and glass lens. See Technical Specification Sheet for additional options.		

**WARNING - INSTALLATION & SECONDARY RETENTION.** Use of any Dialight products without proper installation (including secondary retention / netting) and periodic inspections could cause severe injury or death. Dialight recommends that all installations should use secondary retention / netting (appropriate to the installation environment) where applicable. It is the exclusive responsibility of the contractor, installer and/or end-user to: (a) determine the suitability of the product for its intended application; and, (b) ensure that the product is safely installed (with secondary retention / netting where appropriate) and in compliance with all applicable laws and regulations. To the extent permissible under applicable laws, Dialight disclaims all liability for personal injury and/or other damage resulting from any dislodgment or other dislocation of its products.

### Ordering Information

#### Vigilant® LED High Output High Bay - Low Profile - Standard Models



Part Number	Fixture Lumen	Watt	lm/W	Voltage	CCT	CRI	Lens	Beam Distribution	Controls
Standard Models - 120-277 VAC Models									
H7U-7NC2-RDNN-NGN	70,500	485	145	120-277 VAC	5000K (cool white)	80	Glass	Narrow	Dimming
H7U-4NC2-RDNN-NGN	65,700	485	135	120-277 VAC	5000K (cool white)	80	Polycarbonate	Narrow	Dimming
H7U-2NC2-RDNN-NGN	66,800	485	138	120-277 VAC	5000K (cool white)	80	Acrylic	Narrow	Dimming
H7U-7MC2-RDNN-NGN	70,500	485	145	120-277 VAC	5000K (cool white)	80	Glass	Medium	Dimming
H7U-4MC2-RDNN-NGN	65,700	485	135	120-277 VAC	5000K (cool white)	80	Polycarbonate	Medium	Dimming
H7U-2MC2-RDNN-NGN	66,800	485	138	120-277 VAC	5000K (cool white)	80	Acrylic	Medium	Dimming
H7U-7NC2-NDNN-NGN	61,200	418	146	120-277 VAC	5000K (cool white)	80	Glass	Narrow	Dimming
H7U-4NC2-NDNN-NGN	57,100	418	137	120-277 VAC	5000K (cool white)	80	Polycarbonate	Narrow	Dimming
H7U-2NC2-NDNN-NGN	58,000	418	139	120-277 VAC	5000K (cool white)	80	Acrylic	Narrow	Dimming
H7U-7MC2-NDNN-NGN	61,200	418	146	120-277 VAC	5000K (cool white)	80	Glass	Medium	Dimming
H7U-4MC2-NDNN-NGN	57,100	418	137	120-277 VAC	5000K (cool white)	80	Polycarbonate	Medium	Dimming
H7U-2MC2-NDNN-NGN	58,000	418	139	120-277 VAC	5000K (cool white)	80	Acrylic	Medium	Dimming
H7U-7NC2-KDNN-NGN	46,000	300	153	120-277 VAC	5000K (cool white)	80	Glass	Narrow	Dimming
H7U-4NC2-KDNN-NGN	42,900	300	143	120-277 VAC	5000K (cool white)	80	Polycarbonate	Narrow	Dimming
H7U-2NC2-KDNN-NGN	43,600	300	145	120-277 VAC	5000K (cool white)	80	Acrylic	Narrow	Dimming
H7U-7MC2-KDNN-NGN	46,000	300	153	120-277 VAC	5000K (cool white)	80	Glass	Medium	Dimming
H7U-4MC2-KDNN-NGN	42,900	300	143	120-277 VAC	5000K (cool white)	80	Polycarbonate	Medium	Dimming
H7U-2MC2-KDNN-NGN	43,600	300	145	120-277 VAC	5000K (cool white)	80	Acrylic	Medium	Dimming
Standard Models - 347 VAC Models									
H7U-7NCB-RDNN-NGN	70,500	494	143	347 VAC	5000K (cool white)	80	Glass	Narrow	Dimming
H7U-4NCB-RDNN-NGN	65,700	494	133	347 VAC	5000K (cool white)	80	Polycarbonate	Narrow	Dimming
H7U-2NCB-RDNN-NGN	66,800	494	135	347 VAC	5000K (cool white)	80	Acrylic	Narrow	Dimming
H7U-7MCB-RDNN-NGN	70,500	494	143	347 VAC	5000K (cool white)	80	Glass	Medium	Dimming
H7U-4MCB-RDNN-NGN	65,700	494	133	347 VAC	5000K (cool white)	80	Polycarbonate	Medium	Dimming
H7U-2MCB-RDNN-NGN	66,800	494	135	347 VAC	5000K (cool white)	80	Acrylic	Medium	Dimming
H7U-7NCB-NDNN-NGN	61,200	427	143	347 VAC	5000K (cool white)	80	Glass	Narrow	Dimming
H7U-4NCB-NDNN-NGN	57,100	427	134	347 VAC	5000K (cool white)	80	Polycarbonate	Narrow	Dimming
H7U-2NCB-NDNN-NGN	58,000	427	136	347 VAC	5000K (cool white)	80	Acrylic	Narrow	Dimming
H7U-7MCB-NDNN-NGN	61,200	427	143	347 VAC	5000K (cool white)	80	Glass	Medium	Dimming
H7U-4MCB-NDNN-NGN	57,100	427	134	347 VAC	5000K (cool white)	80	Polycarbonate	Medium	Dimming
H7U-2MCB-NDNN-NGN	58,000	427	136	347 VAC	5000K (cool white)	80	Acrylic	Medium	Dimming
H7U-7NCB-KDNN-NGN	46,000	308	149	347 VAC	5000K (cool white)	80	Glass	Narrow	Dimming
H7U-4NCB-KDNN-NGN	42,900	308	139	347 VAC	5000K (cool white)	80	Polycarbonate	Narrow	Dimming
H7U-2NCB-KDNN-NGN	43,600	308	142	347 VAC	5000K (cool white)	80	Acrylic	Narrow	Dimming
H7U-7MCB-KDNN-NGN	46,000	308	149	347 VAC	5000K (cool white)	80	Glass	Medium	Dimming
H7U-4MCB-KDNN-NGN	42,900	308	139	347 VAC	5000K (cool white)	80	Polycarbonate	Medium	Dimming
H7U-2MCB-KDNN-NGN	43,600	308	142	347 VAC	5000K (cool white)	80	Acrylic	Medium	Dimming

All values typical unless otherwise stated (tolerance +/- 10%).

Neutral white color temperature is available for products in the above table. Replace the sixth character **C** with **N**. Ex: H7U-7MC2-RDNN-NGN becomes H7U-7MN2-RDNN-NGN.

**WARNING - INSTALLATION & SECONDARY RETENTION.** Use of any Dialight products without proper installation (including secondary retention / netting) and periodic inspections could cause severe injury or death. Dialight recommends that all installations should use secondary retention / netting (appropriate to the installation environment) where applicable. It is the exclusive responsibility of the contractor, installer and/or end-user to: (a) determine the suitability of the product for its intended application; and, (b) ensure that the product is safely installed (with secondary retention / netting where appropriate) and in compliance with all applicable laws and regulations. To the extent permissible under applicable laws, Dialight disclaims all liability for personal injury and/or other damage resulting from any dislodgment or other dislocation of its products.

### Ordering Information

#### Vigilant® LED High Output High Bay - Low Profile - Standard Models



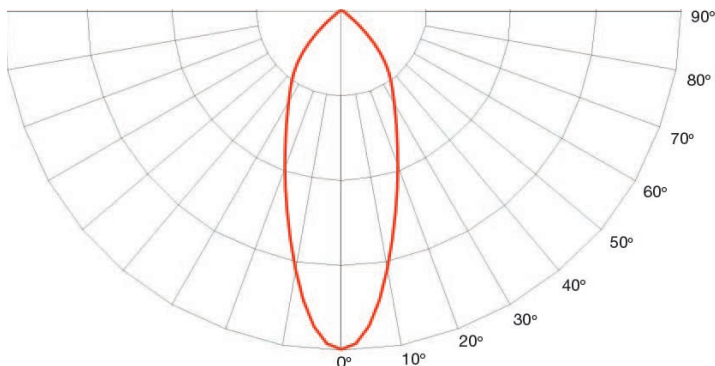
Part Number	Fixture Lumen	Watt	lm/W	Voltage	CCT	CRI	Lens	Beam Distribution	Controls
Standard Models - 480 VAC Models									
H7U-7NCD-RDNN-NGN	70,500	494	143	480 VAC	5000K (cool white)	80	Glass	Narrow	Dimming
H7U-4NCD-RDNN-NGN	65,700	494	133	480 VAC	5000K (cool white)	80	Polycarbonate	Narrow	Dimming
H7U-2NCD-RDNN-NGN	66,800	494	135	480 VAC	5000K (cool white)	80	Acrylic	Narrow	Dimming
H7U-7MCD-RDNN-NGN	70,500	494	143	480 VAC	5000K (cool white)	80	Glass	Medium	Dimming
H7U-4MCD-RDNN-NGN	65,700	494	133	480 VAC	5000K (cool white)	80	Polycarbonate	Medium	Dimming
H7U-2MCD-RDNN-NGN	66,800	494	135	480 VAC	5000K (cool white)	80	Acrylic	Medium	Dimming
H7U-7NCD-NDNN-NGN	61,200	427	143	480 VAC	5000K (cool white)	80	Glass	Narrow	Dimming
H7U-4NCD-NDNN-NGN	57,100	427	134	480 VAC	5000K (cool white)	80	Polycarbonate	Narrow	Dimming
H7U-2NCD-NDNN-NGN	58,000	427	136	480 VAC	5000K (cool white)	80	Acrylic	Narrow	Dimming
H7U-7MCD-NDNN-NGN	61,200	427	143	480 VAC	5000K (cool white)	80	Glass	Medium	Dimming
H7U-4MCD-NDNN-NGN	57,100	427	134	480 VAC	5000K (cool white)	80	Polycarbonate	Medium	Dimming
H7U-2MCD-NDNN-NGN	58,000	427	136	480 VAC	5000K (cool white)	80	Acrylic	Medium	Dimming
H7U-7NCD-KDNN-NGN	46,000	308	149	480 VAC	5000K (cool white)	80	Glass	Narrow	Dimming
H7U-4NCD-KDNN-NGN	42,900	308	139	480 VAC	5000K (cool white)	80	Polycarbonate	Narrow	Dimming
H7U-2NCD-KDNN-NGN	43,600	308	142	480 VAC	5000K (cool white)	80	Acrylic	Narrow	Dimming
H7U-7MCD-KDNN-NGN	46,000	308	149	480 VAC	5000K (cool white)	80	Glass	Medium	Dimming
H7U-4MCD-KDNN-NGN	42,900	308	139	480 VAC	5000K (cool white)	80	Polycarbonate	Medium	Dimming
H7U-2MCD-KDNN-NGN	43,600	308	142	480 VAC	5000K (cool white)	80	Acrylic	Medium	Dimming

All values typical unless otherwise stated (tolerance +/- 10%).

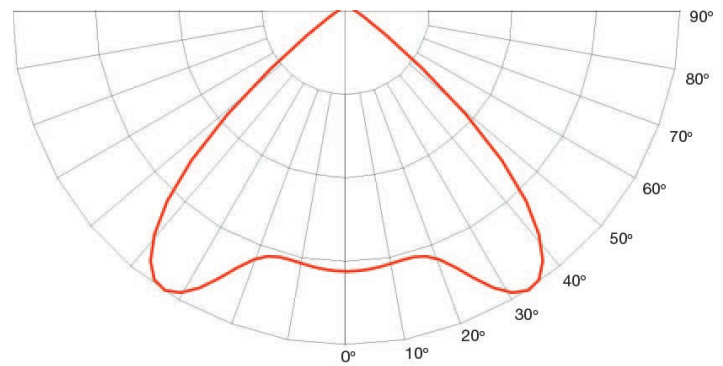
Neutral white color temperature is available for products in the above table. Replace the sixth character **C** with **N**. Ex: H7U-7**MCD**-RDNN-NGN becomes H7U-7**MND**-RDNN-NGN.

### Beam Distribution

Narrow



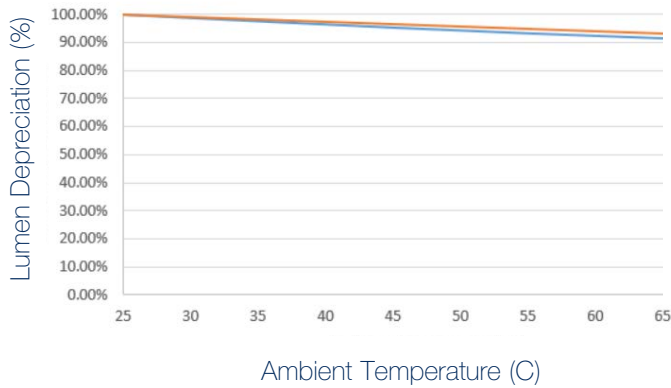
Medium



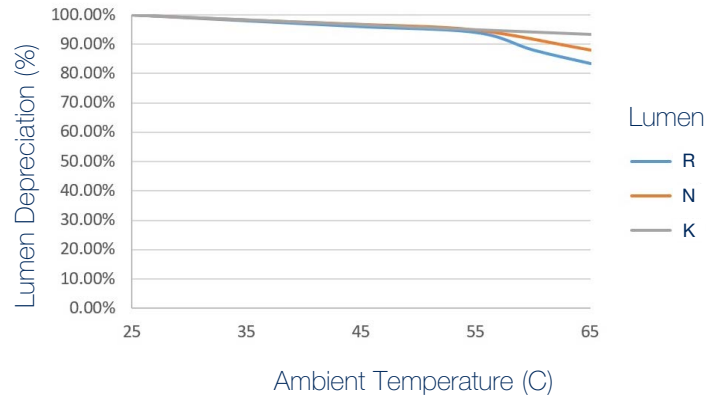
**DISCLAIMER.** All product information provided is, to the best of Dialight's knowledge, accurate as of the date of publication. When ordering, refer to [www.dialight.com](http://www.dialight.com) for current versions of: (a) relevant product documentation (including the relevant product data sheets); (b) Dialight terms and conditions of sale; and, (c) the relevant product warranty. To the extent that any contract is deemed formed between Dialight and the purchaser of Dialight products and/or an end-user, versions of documents available at [www.dialight.com](http://www.dialight.com) as at the date of sale shall be the versions incorporated therein. In the event of any discrepancy between this document or information provided at [www.dialight.com](http://www.dialight.com), the latter shall prevail.

## Thermal Roll-Off

Thermal Rolloff (277V)



Thermal Rolloff (480V)



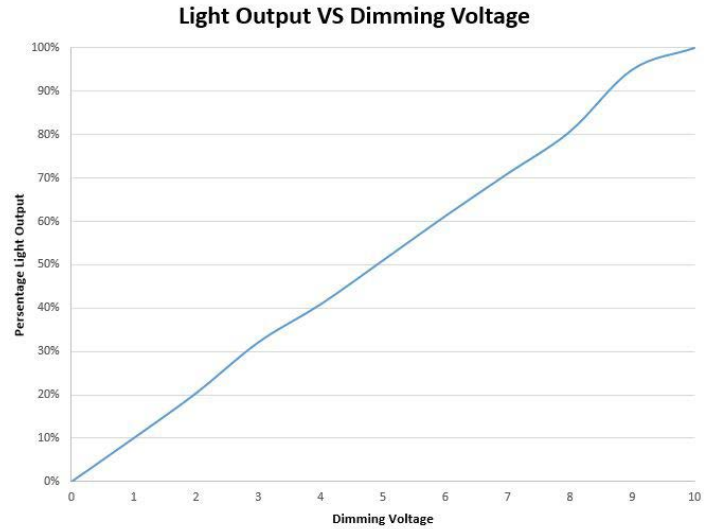
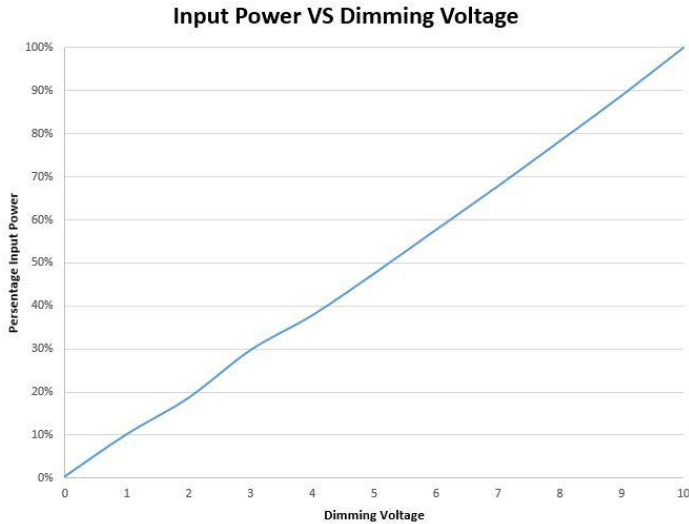
## In Rush Current / Circuit Breakers

In rush current @ input voltage				Time duration of in rush current @ input voltage			
120 VAC	277 VAC	347 VAC	480 VAC	120 VAC	277 VAC	347 VAC	480 VAC
15A	36A	8A	11A	1.5 ms	1.5 ms	.88 ms	.88 ms

Maximum number of lights per breaker						
120 VAC				277 VAC		
Model	C10	B16	C16	C10	B16	C16
K	3	4	4	5	8	8
N	2	3	3	4	6	6
R	2	2	2	3	5	5
347 VAC				480 VAC		
Model	C10	B16	C16	C10	B16	C16
K	7	12	12	9	15	15
N	5	8	8	7	11	11
R	5	7	7	6	9	9

**DISCLAIMER.** All product information provided is, to the best of Dialight's knowledge, accurate as of the date of publication. When ordering, refer to [www.dialight.com](http://www.dialight.com) for current versions of: (a) relevant product documentation (including the relevant product data sheets); (b) Dialight terms and conditions of sale; and, (c) the relevant product warranty. To the extent that any contract is deemed formed between Dialight and the purchaser of Dialight products and/or an end-user, versions of documents available at [www.dialight.com](http://www.dialight.com) as at the date of sale shall be the versions incorporated therein. In the event of any discrepancy between this document or information provided at [www.dialight.com](http://www.dialight.com), the latter shall prevail.

## Dimming Characterization 0-10V



## Mounting Accessories



### H6XCAB72

- 72" stainless steel safety rope
- Kit includes: (1) cable
- Two (2) cables required for each fixture


### H6XCAB60

- 60" stainless steel safety rope
- Kit includes: (1) cable
- Two (2) cables required for each fixture



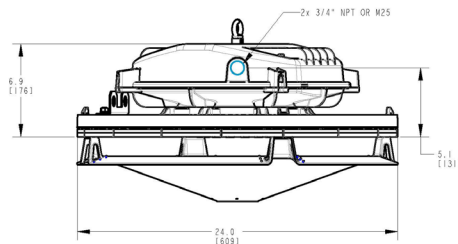
### H6X-H

- Hook



### H6XDIFFUSER

- Diffuser
- Patent pending



Dimensions in inches [mm]

**DISCLAIMER.** All product information provided is, to the best of Dialight's knowledge, accurate as of the date of publication. When ordering, refer to [www.dialight.com](http://www.dialight.com) for current versions of: (a) relevant product documentation (including the relevant product data sheets); (b) Dialight terms and conditions of sale; and, (c) the relevant product warranty. To the extent that any contract is deemed formed between Dialight and the purchaser of Dialight products and/or an end-user, versions of documents available at [www.dialight.com](http://www.dialight.com) as at the date of sale shall be the versions incorporated therein. In the event of any discrepancy between this document or information provided at [www.dialight.com](http://www.dialight.com), the latter shall prevail.



## North American HQ

1501 Route 34 South  
Farmingdale, NJ 07727

Tel: 732-919-3119

Fax: 732-751-5778

info@dialight.com

### WARNING / DISCLAIMERS:

**Installation & secondary retention.** The use of this product without proper installation (including secondary retention / netting) and periodic inspections, could cause severe injury or death. Dialight recommends that all installations should use secondary retention / netting (appropriate to the installation environment) as applicable. Dialight products are intended for ultimate purchase, installation and operation by knowledgeable persons trained in the functional assessment, installation, use and maintenance of such products and all customers (including but not limited to end customers) are responsible for assessing the suitability of Dialight products for any given installation requirement. It is the exclusive responsibility of the contractor, installer and/or end-user to: (a) determine the suitability of the product for its intended application; and, (b) ensure that the product is safely installed (with secondary retention / netting as appropriate) and in compliance with all applicable laws and regulations.

**Product specifications & warranties.** All product information provided is, to the best of Dialight's knowledge, accurate as of the date of publication. All values and performance data herein are design or typical values when measured under laboratory conditions. The information herein is subject to change without notice. The products / software detailed herein are subject to applicable warranties and terms and conditions of use/purchase. Unless agreed otherwise in writing by an authorized representative of Dialight, Dialight does not represent that its products are fit for any particular purpose and accepts no liability for the installation and/or unauthorised use of its products. When ordering, refer to [www.dialight.com](http://www.dialight.com) for current versions of: (a) relevant product documentation (including relevant product data sheets); (b) Dialight terms and conditions of sale; and, (c) the relevant product warranties. To the extent that any contract is deemed formed between Dialight and the purchaser of Dialight products and/or an end-user, versions of documents available at [www.dialight.com](http://www.dialight.com) as at the date of sale shall be the versions incorporated therein. In the event of any discrepancy between this document and information provided at [www.dialight.com](http://www.dialight.com), the latter shall prevail.

**Exclusion of liability.** To the extent permissible under the relevant law, Dialight disclaims all liability for personal injury and/or other damage resulting from any dislodgment or other dislocation of its products. Whilst Dialight has used its reasonable endeavours to ensure the completeness and accuracy of information herein, Dialight does not assume any liability for damages resulting from use of this information or for any third-party representations made in relation to Dialight products.